



**GLOBAL WELLNESS
INSTITUTE™**
EMPOWERING WELLNESS WORLDWIDE



MICROPLASTICS WATCH INITIATIVE



Understanding the Microplastics Crisis: Framing a Wellness Response

MICROPLASTICS WATCH INITIATIVE &
MENTAL WELLNESS INITIATIVE
SEPTEMBER 2025

PREFACE

We have all seen news reports about microplastics in the environment and now, increasingly we are learning about their presence in the human body and possible health impacts. Many of us are beginning to ask questions about what we can do to preserve and protect our own health. And naturally we are wondering about the bigger picture of the impact of microplastics on longevity and healthspan – and even brainspan.

Given the mounting body of scientific evidence and growing media awareness, it is clear that the issue of microplastics and a wellness response is an important topic for visibility in our Global Wellness Institute and Global Wellness Summit world.

I would like to express my thanks to Gerry Bodeker and Trent Munday on the great work in this White Paper and for bringing an important topic to awareness for the wellness industry and beyond.

In addition to condensing a burgeoning body of research on the topic, this White Paper “Understanding the Microplastics Crisis: Framing a Wellness Response” addresses the kind of questions that most members of the public would likely have about the subject – how do we limit exposure to microplastics? how can we remove microplastics from our bodies? what advances are we seeing in medical technology development that will make this removal process widely available to wellness consumers and the general public?

The thought leadership evident in this White Paper on Microplastics is educating us along the way and, through the formation of the accompanying Microplastics Watch Initiative, Gerry and Trent are taking a leadership role in our GWI Initiative space where they are not only accomplishing impact on a specific topic but also modelling the way forward for other GWI Initiatives and Initiative leaders.

I look forward to helping spread the word and catalyzing impact. Bravo!

Susie Ellis

Co-Founder, Chair & CEO
Global Wellness Institute and Global Wellness Summit

FOREWORD

We are all aware of the global effects of plastic pollution on our landscapes and on the world's oceans. And by now, most of us have seen media reports on microplastics in the human body.

What most of us are unaware of is that the presence of microplastics in all living systems, including throughout our own bodies, now constitutes a threat of epidemic proportions. Its pervasiveness challenges wellness goals across the lifespan and healthspan: from an optimal time in the womb, during the first thousand days of life, right through to long and healthy aging - longevity and the healthspan. And the cherished hope of a healthy and functioning brain into our advanced years.

In early 2025, those of us in the Mental Wellness Initiative of the Global Wellness Institute included microplastics awareness for brain health as one of the leading global trends in mental health and wellness. In researching that trend, we didn't have to look far or dig too deep to find an abundance of evidence that microplastic presence in our brains and organs and even in reproductive systems and in foetal growth now constitute a substantial threat to the human species and its ability to flourish and thrive.

We came to realise that all of the efforts of the multi-trillion dollar Global Wellness Economy are happening against a silent and unrecognized assault on our biological functioning and our capacity to thrive. And this led to the realization that it is both timely and important to share the current knowledge about microplastics with the global wellness community. Why?

- Because recognition, prevention, and removal of toxins have always been at the heart of pathways to wellness.
- Because without recognizing this silent pervasive opponent to our efforts, we will be sleepwalking in both a self-deluding and a wellness consumer-deluding journey of believed optimization when our efforts are being progressively and pervasively undermined by an external threat.

Microplastics are the elephant in the wellness room. Whether or not we choose to do anything about this species-wide threat is our individual and corporate choice. But this is a choice that should be based on being fully informed rather than by sailing along in ignorance.

In this White Paper we have waded through mountains of information and evidence, assisted in this by AI, and have focused in on those dimensions that are of importance to wellness lifestyles, wellness practitioners and educators, and to the global wellness industry.

One thing that we have learned is that there is a fire hose of information on this topic gushing out every week. And this means that by the time you are reading this White Paper, there will be an as-yet uncollated further body of information that will progressively refine the lens on how this manufactured problem is impacting our natural capacity to flourish and thrive.

Accordingly, we will now publish weekly updates on progress in knowledge, action and policy on microplastics and human health and wellbeing at: www.microplasticswatch.com

We also invite everyone to learn about this topic and to incorporate it into your professional and organizational policy and practice and new strategies to help prevent and reduce the impact of microplastics on the environment and human health.

Surely, the global wellness community should be at the forefront of thinking and innovative action to ensure a leadership role in creating and sharing pathways for human thriving - a role that is relevant, generative and impactful well into the future.

CONTENTS

MEET THE AUTHORS	II
THE GLOBAL WELLNESS INSTITUTE	III
ABOUT GWI INITIATIVES	III
ABOUT THE MICROPLASTICS WATCH INITIATIVE	III
EXECUTIVE SUMMARY	III
1. MICROPLASTICS AND HUMAN HEALTH - INTRODUCTION.....	1
Emerging Evidence of Health Impacts	2
Conclusion and Next Steps.....	4
2. PATHWAYS INTO HUMAN BIOLOGY	5
2.1 Routes of Exposure: Ingestion, Inhalation, Dermal Contact.....	5
2.2 Microplastic Translocation and Bioaccumulation	6
2.3 Crossing Physiological Barriers: Placenta, Blood-Brain, Gut-Brain	7
3. HUMAN HEALTH IMPACTS OF MICROPLASTICS	12
4. ENVIRONMENTAL CONTEXT: EXPOSURE PATHWAYS AND CONTAMINATION SOURCES	20
5. FRAMEWORK FOR ACTION - PREVENTION, REDUCTION, AND WELLNESS PROGRAMMING	31
5.1 Prevention and Protection: Minimizing Exposure at the Source	31
5.2 Reduction and Remediation: Environmental and Policy Solutions	33
5.3 Emerging Detoxification and Medical Strategies.....	37
5.4 Wellness Programming Integration: A Holistic Approach to Microplastic Risk.....	41
6. FRAMEWORK FOR ACTION.....	44
Urgency of Action.....	45
Strategic Research Priorities.....	46
Policy and Governance Recommendations	49
SOURCES.....	54
Section 1 - Sources	54
Section 2 - Sources	55
Section 3 - Sources.....	56
Section 4 - Sources.....	58
Section 5 - Sources.....	59
Section 6 - Sources	60

MEET THE AUTHORS

Professor Gerry Bodeker

A Harvard-trained public health academic, Prof. Gerry Bodeker researches and advises on integrative medicine and wellness. Gerry has researched and taught in medical sciences at Oxford University for two decades, is adjunct professor of epidemiology at Columbia University and adjunct professor of integrative medicine at the University of Western Sydney. Early in his career, he worked with indigenous Australian communities and is the author of several publications on indigenous peoples, health and traditional medicine. He serves on the editorial boards of several integrative medicine journals. He is Founding Chair of the Mental Wellness Initiative of the Global Wellness Institute and chairman of the Global Initiative For Traditional Systems of Health (GIFTS of Health), Oxford, UK. Gerry is a member of Green Templeton College, University of Oxford, Oxford's graduate college dedicated to human welfare. He has worked with several UN organizations, including the World Health Organization, the World Bank, the UN Food & Agriculture Organization, the UN Development Programme and the UN Environment Programme. And has served in an advisory capacity to health and wellness organizations in Europe, Asia and the Middle East on wellness development and personal wellbeing pathways. Gerry's work on wellness destination development has been covered in Forbes, Travel & Leisure, Vogue, the South China Morning Post and the Robb Report. He has been an advisor to National Geographic Magazine and served as Senior Consultant to CNN's series 'Chasing Life' with Dr Sanjay Gupta. He is the recipient of the Global Wellness Institute's Deborah Simon Award for Advancing Mental Wellness and is a Fellow of the International Union of Pure and Applied Chemistry.

<https://www.linkedin.com/in/gerrybodeker/>

Trent Munday

Trent Munday is a seasoned executive in the global wellness industry and currently serves as Senior Vice President of Mandara Spa, a division of OneSpaWorld (Nasdaq: OSW) a worldwide provider and innovator in the fields of wellness, beauty, rejuvenation and transformation across the globe. With over 30 years of experience across more than 30 countries, Trent's background spans both wellness and hotel operations, including leadership roles with renowned hospitality brands such as Six Senses and COMO Hotels & Resorts, where he was the opening General Manager of Uma Ubud in Bali. In his role as Program Manager, Accommodation Services with the Sydney Organising Committee for the Olympic Games Trent was responsible for several portfolios including the accommodation and related services for over 23,000 Athletes, Officials and Media in The Villages. Trent has written extensively for numerous hospitality, spa and wellness publications and is also the host of over 1,500 podcast episodes. With a keen interest in the transformative potential at the intersection of wellness and artificial intelligence, Trent was instrumental in integrating Lucient into the project—an emerging AI-powered innovation entity that contributed significantly to the development of this work.

<https://www.linkedin.com/in/trentmunday/>

Assisted by Lucient

Lucient is a collaborative AI system assembled from tools including Deep Research, Claude, ChatGPT, Grok and others. It supported the development of this white paper by contributing research, writing structure, and image generation. Though not a human co-author, its role was integral to structuring and synthesizing key insights.

THE GLOBAL WELLNESS INSTITUTE

The Global Wellness Institute (GWI), a 501(c)(3) non-profit organization, is considered the leading global research and educational resource for the global wellness industry and is known for introducing major industry initiatives and regional events that bring together leaders and visionaries to chart the future. GWI positively impacts global health and wellness by advocating for both public institutions and businesses that are working to help prevent disease, reduce stress, and enhance overall quality of life. Its mission is to empower wellness worldwide.

ABOUT GWI INITIATIVES

The GWI supports a wide range of important industry initiatives that further the growth of the various sectors of the wellness economy. Led by Initiative Chairs who are renowned thought-leaders in their field, GWI Initiatives have been instrumental in powering the growth of the multi-trillion-dollar wellness economy and uniting the health and wellness industries.

ABOUT THE MICROPLASTICS WATCH INITIATIVE

Aims of the new Microplastics Watch Initiative:

- Raising awareness of the global microplastics crisis
- Regular messaging on the Wellness response to the microplastics crisis - specifically around the four key pillars - (1) Prevention and Protection ; (2) Reduction and Remediation ; (3) Emerging Detoxification and Medical Strategies & (4) Wellness Programming Integration
- Sharing the latest research related to the global microplastics crisis - with a focus on Wellness evidence
- Collaborate with other GWI Initiatives to help create an awareness of and response to the global microplastics crisis as it relates to their specific Initiatives - joint White Papers, joint webinars, etc.
- Ensure a living resource of research, news, and information on the global microplastics crisis via <https://www.microplasticswatch.com/>

ABOUT THE MENTAL WELLNESS INITIATIVE

The Mental Wellness Initiative of the Global Wellness Institute aims to understand those pathways that help people stay well and thrive mentally as well as physically.

Cover Image Credit: iStock™ Kseniia Zatevakhina

EXECUTIVE SUMMARY

Section 1: Introduction - Microplastics and Human Health

This section sets the stage by presenting microplastics as an urgent public health threat that has reached epidemic proportions. Once viewed as an environmental issue, the presence of microplastics in the human body—detected in placental tissue, reproductive systems, and the brain—is now seen as a challenge to human biological functioning and wellness across all life stages. The section argues that the wellness industry must recognize and respond to this pervasive threat, which silently undermines efforts to optimize human health and longevity.

Section 2: Pathways into Human Biology

Microplastics infiltrate the human body primarily through ingestion, inhalation, and skin contact. This section details how contaminated food, water, air, and consumer goods are the key exposure pathways. Alarming findings include the absorption of microplastics by edible plants, detection in lung and placental tissue, and evidence of migration into the bloodstream and brain. Infants and children are particularly vulnerable. By understanding these pathways, targeted interventions to mitigate exposure become more feasible and urgent.

Section 3: Human Health Impacts of Microplastics

The health impacts of microplastics are increasingly evident. Once inside the body, these particles provoke inflammation, oxidative stress, and hormonal disruption, and they may contribute to a range of chronic illnesses. This section reviews studies linking microplastic exposure to conditions including reproductive disorders, diabetes, cardiovascular disease, cognitive impairment, and potentially even neurodegenerative diseases. The gut-brain axis emerges as a particularly concerning route of harm, indicating that microplastics may impact not just physical health, but mental wellbeing.

Section 4: Environmental Context - Exposure Pathways and Contamination Sources

This section expands the discussion to the global environmental contamination underpinning human exposure. It highlights how microplastics have permeated agricultural systems, seafood supplies, drinking water, and household dust. Plastics used in packaging, kitchen tools, and textiles contribute significantly to this burden. The section emphasizes that exposure is chronic and cumulative, setting the stage for potential long-term health effects. Understanding environmental sources of microplastics is critical to any strategy aimed at reducing human intake.

Section 5: Prevention, Reduction, and Wellness Programming

Prevention is both possible and essential. This section outlines a comprehensive response strategy organized into four pillars:

- (1) Prevention and Protection - measures individuals and institutions can take to minimize exposure;
- (2) Reduction and Remediation - broader strategies to reduce microplastics in the environment and remove existing pollution;
- (3) Emerging Detoxification and Medical Strategies - exploratory approaches to eliminate microplastics or mitigate their effects in the human body; and
- (4) Wellness Programming Integration - incorporating microplastic awareness and risk reduction into public health and wellness initiatives. Emphasizing human health protection (with particular attention to neurological health), these approaches draw on the latest scientific findings and policy developments to propose a path forward.

The message is clear: while complete avoidance is unrealistic, practical steps—from avoiding plastic packaging to consuming a diet rich in antioxidants—can meaningfully reduce microplastic exposure and its associated risks.

Section 6: Framework for Action

The final section offers a hopeful yet urgent call to action. It frames microplastic mitigation as an interdisciplinary challenge requiring coordinated action from policymakers, scientists, wellness leaders, and individuals. Solutions span personal behavior change, institutional reform, medical innovation, and international governance (e.g. UN resolutions on plastic pollution). The wellness industry is urged to embrace this agenda and lead by example. With awareness growing and solutions emerging, the window for meaningful intervention is open—if we choose to act.

This White Paper is a joint publication of the Global Wellness Institute’s Microplastics Watch Initiative and the Mental Wellness initiative.

1. MICROPLASTICS AND HUMAN HEALTH - INTRODUCTION



Overview of the Microplastics Crisis

Tiny plastic particles known as microplastics (commonly defined as smaller than 5 mm in size) have become pervasive pollutants on a planetary scale. Over the past two decades, researchers have documented microplastics in virtually every environment – from city air and agricultural soils to remote mountaintops and the deepest ocean trenches. Recent accounts note these particles are turning up literally everywhere on Earth, from the top of Mount Everest to the bottom of the Mariana Trench.

They contaminate the atmosphere, rain down onto land and sea, and infiltrate water bodies worldwide. In short, microplastics have achieved near-omnipresence across ecosystems: studies have found them in oceans, lakes, rivers, soils, and even falling with snow and rain. This global dispersion stems both from direct sources (for example, microbeads once added to cosmetics, fragments shed from synthetic fabrics and vehicle tires) and the breakdown of discarded plastic debris. As a result, environmental authorities now recognize plastic pollution – including microplastic pollution – as a huge problem requiring global action. Indeed, a 2024 expert review of over 7,000 studies concluded that microplastics are so widespread and biologically active that they pose serious risks to planetary and human health, urging urgent preventive measures¹.

Humans are inevitably exposed to this flood of microplastics. We inhale airborne microplastic fibers and consume microplastics via food and water. Scientists have detected microscopic plastic particles in human lungs, gastrointestinal tracts, the human bloodstream, and even placental tissue. A groundbreaking study in 2022 revealed microplastics in the blood of healthy donors, confirming that particles can be absorbed into our circulation². Perhaps more alarmingly, plastic fragments have been found to cross biological barriers once thought impervious – including the placenta during pregnancy, and even the blood-brain barrier that protects our brain.

1 Thompson RC, Courtene-Jones W, Boucher J, Pahl S, Raubenheimer K, Koelmans AA. Twenty years of microplastic pollution research- what have we learned? *Science*. 2024 Oct 25;386(6720):ead12746. doi: 10.1126/science.adl2746. Epub 2024 Oct 25. PMID: 39298564.

2 Leslie HA, van Velzen MJM, Brandsma SH, Vethaak AD, Garcia-Vallejo JJ, Lamoree MH. Discovery and quantification of plastic particle pollution in human blood. *Environ Int*. 2022 May;163:107199. doi: 10.1016/j.envint.2022.107199. Epub 2022 Mar 24. PMID: 35367073.

What does all this mean for human wellbeing?

The science is still catching up. As a 2023 National Geographic feature observed, the health effects of microplastics remain unsettled – we know we are accumulating microplastics internally, but pinning down their specific physiological impacts has proven challenging³. So far, direct evidence of disease causation in humans is limited, and separating microplastics' effects from other environmental stressors is difficult. Nevertheless, many researchers express real concern. Some early studies suggest these particles could trigger inflammation, carry toxins, or interfere with cellular processes. At the same time, at least one expert commentary has cautioned that much more rigorous science is needed to fully understand microplastics' health impacts (or lack thereof), even as it acknowledges that such particles are found everywhere – including in human brain tissue⁴. In other words, while the exact consequences are still being determined, there is growing consensus that microplastics represent an emerging public health risk that cannot be ignored. Microplastics are compromising our healthspan and challenging our longevity.

Emerging Evidence of Health Impacts

Recent research is beginning to shed light on how microplastic exposure might be affecting human health. Notably, a number of studies published in the last couple of years have provided glimpses into the potential consequences – from subtle biological changes to possible links with disease. Below are several key findings that highlight why microplastics are an urgent concern for human health:

- **Microplastics Invade Human Reproductive Fluids:** In a disconcerting discovery, scientists found tiny plastic particles in human follicular fluid (around eggs) and in semen¹. Data presented at a European fertility conference showed microplastics in 69% of the women's ovarian fluid samples and 55% of men's semen samples tested. The identified polymers included PTFE (Teflon-like plastics from non-stick cookware) and polypropylene (from food packaging). Finding microplastics literally next to human eggs and sperm turns a theoretical risk into a tangible one. Previous studies had already detected microplastics in placentas and lung tissue; now we know they breach reproductive systems as well. Researchers note that while most samples contained only a few particles, even trace amounts could potentially interfere with fertility or embryonic development. This evidence adds urgency to reducing human microplastic exposure, especially from things like food containers and household dust that might introduce these particles into our bodies⁵.
- **Microplastics and pregnancy outcomes:** In early 2025, scientists reported finding significantly higher concentrations of microplastic particles in the placentas of preterm infants than in those from full-term births. This unexpected result – more plastic in the placentas of babies born prematurely despite their shorter gestation – hints that microplastic exposure could be linked to an increased risk of premature birth (though the exact mechanism, possibly inflammation, is still under investigation)⁶.
- **Microscopic plastics in the brain's circulation:** Another 2025 study demonstrated that microplastics can enter the bloodstream and travel to the brain – at least in animal models. Researchers at Peking University used real-time imaging in mice to track fluorescent microplastic particles injected into the blood. They observed the tiny plastic fragments lodging in small capillaries in the brain, causing blockages in blood vessels similar to mini-strokes, which in turn led to impairments in the animals' motor function⁷.

3 Parker, L. (2023). "Microplastics are in our bodies. How much do they harm us? The science is unsettled, but researchers say there is cause for concern." National Geographic, 8 May 2023. (Detailed feature on microplastic exposure in humans; highlights detection of microplastics in blood and lungs, and examines the unknown health implications with input from researchers.)

4 Xu, J.-L., Wright, S., Rauert, C., & Thomas, K. V. (2025). "Are microplastics bad for your health? More rigorous science is needed." Nature 639(8054): 300-302. (Commentary in Nature calling for higher-quality research on microplastic health effects; notes particles are found everywhere – even in the human brain – but that causative impacts remain unclear.)

5 Tiny plastic particles found in human egg and sperm fluids. Earth.com, July 5, 2025.

6 Carrington, D. (2025). "Microplastics in placentas linked to premature births, study suggests." The Guardian, 30 Jan 2025. (News report on a 2025 study finding higher microplastic concentrations in placentas from preterm births than full-term births, discussing inflammation as a possible mechanism.)

7 Perkins, T. (2025a). "Microplastics can block blood vessels in mice brains, researchers find." The Guardian, 11 Feb 2025. (Coverage of a 2025 Science study from Peking University showing that microplastics traveling through mice brains lodged in capillaries, causing stroke-like blockages and motor impairments.)

This finding provides concrete evidence that circulating microplastics can impact the brain's vasculature and potentially brain health.

- **Plastics in female reproductive fluid:** For the first time, microplastic particles have been detected in human ovarian follicular fluid – the fluid that surrounds maturing eggs in the ovary. In a 2025 study in Italy, 14 out of 18 women undergoing IVF (in vitro fertilization) procedures had measurable microplastics in their ovarian fluid. The authors described this as “an important warning signal” of invasive contaminants in the female reproductive system, raising concerns about possible implications for female fertility and reproductive health⁸.
- **Cross-placental transfer in mammals:** Laboratory experiments indicate that inhaled microplastics can cross from mother to offspring during pregnancy. A late 2024 Rutgers-led study exposed pregnant rats to airborne nano/microplastic particles. The same plastic particles were later detected in multiple organs of the newborn rat pups – including the lungs, liver, heart, kidneys, and even the brain – up to two weeks after birth. This shows that microplastics inhaled by a mother can penetrate the placenta and accumulate throughout the developing fetus's body, with unknown long-term consequences for growth and development⁹.
- **Accumulation in human brains:** Perhaps most strikingly, an analysis of human autopsy tissues published in 2025 confirmed that micro- and nanoplastics can accumulate in the human brain. Researchers examined brain samples from individuals who had died in the 2010s versus the 2020s and found a significantly higher load of microplastics in brains of people who died more recently (reflecting the explosion of plastic pollution over that decade)¹⁰. Intriguingly, the highest levels of brain microplastics were observed in individuals who had suffered from dementia, suggesting a possible link that warrants further study. While this does not prove causation, it demonstrates that microplastics can persist in human brain tissue – a finding that would have seemed far-fetched just a few years ago.
- **Inhaling microplastics:** New measurements of fine microplastic particles suspended in the air in homes and cars suggest that humans may be inhaling far greater amounts of lung-penetrating microplastics than previously thought¹¹. Researchers at the Université de Toulouse, France, using new analytic techniques estimate that adults inhale about 3,200 microplastic particles per day in the range of 10 to 300 micrometers across, and 68,000 particles of 1 to 10 micrometers per day—100 times more than prior estimates for small-diameter exposures.

Collectively, these emerging findings illustrate that microplastics are not just an abstract environmental issue; they are infiltrating critical human systems and may be contributing to real health problems from before birth to old age. The examples above range from potential impacts on fertility and pregnancy outcomes to effects on the brain and nervous system. Such evidence, albeit early, underscores why the wellness and public health communities are increasingly alarmed about microplastics in our environment.

It is worth noting that high-level policymakers are beginning to respond to this alarm. In April 2025, the United Nations Human Rights Council adopted a landmark resolution explicitly linking plastic pollution to the human right to a clean, healthy, and sustainable environment¹².

8 Montano L, Raimondo S, Piscopo M, Ricciardi M, Guglielmino A, Chamayou S, Gentile R, Gentile M, Rapisarda P, Oliveri Conti G, Ferrante M, Motta O. First evidence of microplastics in human ovarian follicular fluid: An emerging threat to female fertility. *Ecotoxicol Environ Saf.* 2025 Feb;291:117868. doi: 10.1016/j.ecoenv.2025.117868. Epub 2025 Feb 12. PMID: 39947063.

9 Stapleton, P. A. et al. (2024). “Maternal inhalation of nano/microplastics during gestation causes multi-organ microplastic accumulation in neonatal rats.” *Science of the Total Environment* 868: 161915. (Rutgers-led study demonstrating that inhaled microplastics in pregnant rats crossed the placenta and were retained in offspring organs – including lungs, liver, heart, kidney, and brain – two weeks after birth.)

10 Campen, M. J. et al. (2025). “Bioaccumulation of microplastics in decedent human brains.” *Nature Medicine* 31: 1114–1119. (Autopsy study confirming micro- and nanoplastics in human brain, liver, and kidney tissue; finds significantly higher brain microplastic levels in 2020s decedents compared to 2010s, and even greater accumulation in the brains of individuals who had dementia.)

11 Yakovenko N, Pérez-Serrano L, Segur T, Hagelskjaer O, Margenat H, Le Roux G, et al. (2025) Human exposure to PM10 microplastics in indoor air. *PLoS One* 20(7): e0328011. <https://doi.org/10.1371/journal.pone.0328011>

12 United Nations Human Rights Council. (2025). Resolution on “The human right to a clean, healthy and sustainable environment: plastic pollution and ocean protection.” A/HRC/52/L.56 (Adopted 3 April 2025). (Landmark UNHRC resolution formally recognizing the linkage between plastic pollution (including microplastics), ocean health, and human rights, and calling for global actions to address the plastics crisis in light of its threat to human wellbeing.)

This resolution – the first of its kind – calls on countries to take urgent action to reduce plastic pollution (including microplastics) in order to protect human wellbeing.

The fact that the UN Human Rights Council has weighed in on microplastics signifies a growing international recognition that our plastic crisis is also a public health crisis.

Conclusion and Next Steps

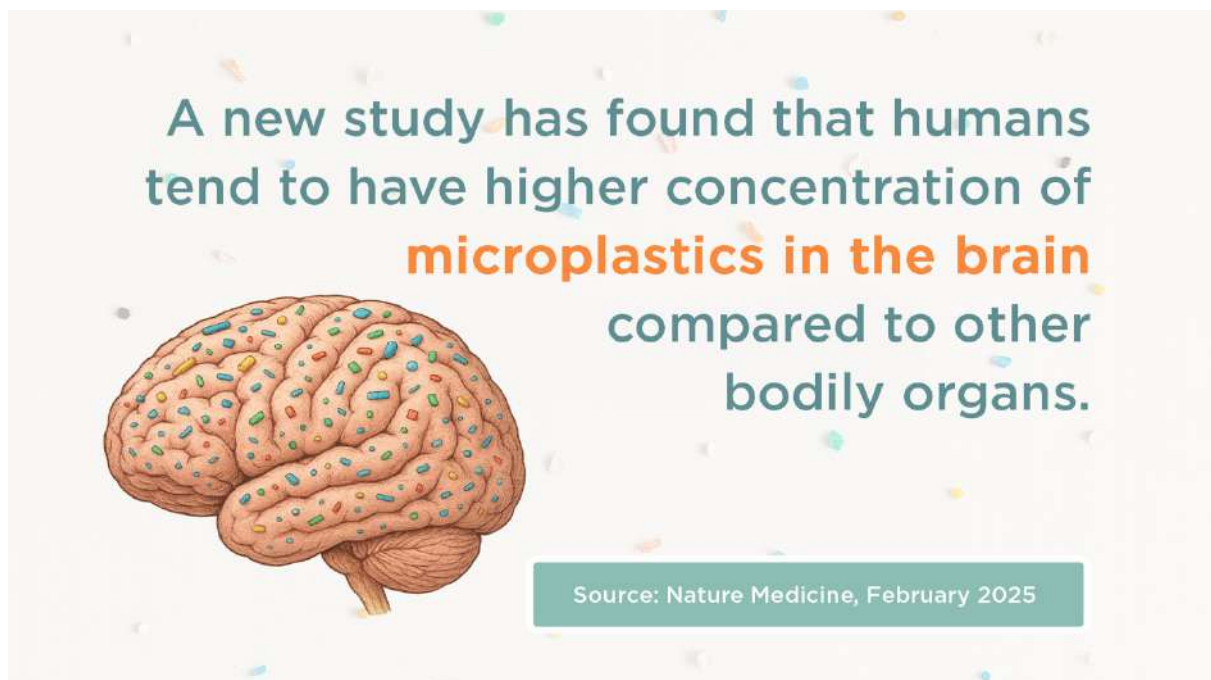
For leaders in the wellness industry, health policy makers, and concerned citizens, the takeaway is clear: microplastics have rapidly become a ubiquitous part of our internal environment, and their potential impacts on human health demand proactive attention. There is still much we do not know, especially regarding long-term and subtle effects, but what we do know is troubling enough to merit precautionary action. As this introductory section has outlined, microplastics have invaded every corner of the planet – and the human body – and preliminary science suggests they could be affecting systems as vital as reproductive health and brain function.

In the sections that follow, this White Paper will delve deeper into the pathways of microplastic exposure, the current scientific understanding of their effects on human biology, and in particular the latest insights into their interactions with the brain. By synthesizing cutting-edge research and expert perspectives, we aim to illuminate the potential risks that microplastics pose to human health – with a special emphasis on neurological health – and to identify priorities for further inquiry, prevention, and intervention.

It is our hope that by concentrating on this critical aspect of microplastic pollution, we can inform wellness leaders and policymakers about an emerging threat that demands a forward-thinking, health-protective response.



2. PATHWAYS INTO HUMAN BIOLOGY



2.1 Routes of Exposure: Ingestion, Inhalation, Dermal Contact

Humans are exposed to microplastics through multiple routes, principally ingestion, inhalation and, to a lesser extent, through the skin, i.e. dermal contact.

Recent reviews emphasize that while ingestion and inhalation are the primary pathways, dermal absorption of microplastics also warrants attention^{13,14}. These exposure routes reflect the pervasiveness of microplastic pollution in our diet, environment, and consumer products.

The major routes of microplastic entry into the body can be summarized as follows:

- **Ingestion:** Eating and drinking contaminated items – for example, seafood, sea salt, tap and bottled water, and foods wrapped in plastic – introduces microplastic particles into the gastrointestinal tract. Food preparation and packaging materials are significant contributors; tea bags, everyday kitchenware (e.g. plastic cutting boards, utensils, non-stick pans, and bottles), can shed thousands of microplastic fragments into meals. Over time, this adds up to a substantial burden – one estimate suggests that an average American consumes 39,000–52,000 microplastic particles per year through diet and beverages. Infants may be even more highly exposed; a study found that formula prepared in polypropylene baby bottles could release on the order of 3 million microplastic particles per day, indicating a striking ingestion risk early in life¹⁵.
- **Inhalation:** Breathing air laden with airborne microplastics delivers particles into the respiratory tract. Indoors, household dust is a major source – fibers from synthetic textiles and fragments from plastic furnishings can become suspended and then inhaled. Plastic casing on air

13 Sun A, Wang WX. Human Exposure to Microplastics and Its Associated Health Risks. *Environ Health (Wash)*. 2023 Aug 2;1(3):139-149. doi: 10.1021/envhealth.3c00053. PMID: 39473618; PMCID: PMC11504042

14 Kannan K, Vimalkumar K. A Review of Human Exposure to Microplastics and Insights Into Microplastics as Obesogens. *Front Endocrinol (Lausanne)*. 2021 Aug 18;12:724989. doi: 10.3389/fendo.2021.724989. PMID: 34484127; PMCID: PMC8416353.

15 Li D, Shi Y, Yang L, Xiao L, Kehoe DK, Gun'ko YK, Boland JJ, Wang JJ. Microplastic release from the degradation of polypropylene feeding bottles during infant formula preparation. *Nat Food*. 2020 Nov;1(11):746-754. doi: 10.1038/s43016-020-00171-y. Epub 2020 Oct 19. PMID: 37128027.

conditioners. Outdoor air also carries microplastics (for instance, from vehicle tire wear, industrial emissions, or windblown waste). Indeed, scientists consider inhalation of indoor air and dust to be a major source of microplastic exposure, in some cases rivaling dietary intake. Various types of polymer particles, including fragments and fibers, have been detected in human lung tissue – even in the deep lung – confirming that inhaled microplastics can reach and lodge in the respiratory system.

- Dermal contact: Direct contact between microplastics and the skin (for example, via certain cosmetics, textiles, or polluted water) represents another possible route of exposure. However, intact human skin is a fairly effective barrier. Only the tiniest particles (in the nanometer range) are thought to permeate the outer skin layers in any appreciable amount; particles larger than ~0.1 μm typically do not cross the stratum corneum¹⁶. This greatly limits systemic absorption of microplastics through normal dermal exposure. As a result, skin contact is generally considered a minor pathway compared to ingestion and inhalation. Still, microplastic-laden products (such as certain exfoliating scrubs containing microbeads, plastic bristles on toothbrushes) could locally affect the skin or serve as a source of particles that are later inhaled or ingested.

Evidence of these exposure routes is growing. Microplastics have been found in human excrement, indicating continual ingestion and subsequent elimination via the gut. They have also been detected in the air we breathe and in drinking water, from municipal supplies to bottled water. Studies have identified microplastic particles in the feces of both adults and infants¹⁷. This demonstrates that what we eat, drink, and inhale on a daily basis can deliver microplastics into our bodies.

In summary, everyday life provides numerous opportunities for microplastic exposure: from the lunch we eat and the water we drink, to the household dust we unwittingly inhale, and even the products we apply to our skin. Each route contributes to the total microplastic burden that our bodies must contend with, setting the stage for potential downstream health effects¹⁸.

2.2 Microplastic Translocation and Bioaccumulation

Once microplastic particles enter the human body through ingestion or inhalation, a fraction of them can translocate across biological membranes into systemic circulation and subsequently accumulate in various tissues.

Research has now demonstrated the presence of microplastics in numerous human tissues, indicating that these particles are not confined to the gut or lungs. In a 2024 scoping review of human biomonitoring studies, microplastics were detected in 8 out of 12 human organ systems examined – including the digestive, respiratory, cardiovascular, lymphatic, endocrine, reproductive, and urinary systems¹⁹.

They have also been identified in diverse human samples such as blood, lung tissue, placenta, breast milk, meconium (newborn infant stool), semen, sputum, and urine. This breadth of detection underscores that microplastics, once internalized, can distribute widely through the body.

Translocation mechanisms. After ingestion, microplastics that escape elimination in feces may cross the gut epithelium. Particles below a certain size threshold can pass through the intestinal lining via mechanisms like endocytosis or paracellular transport. Indeed, particles under roughly 20 μm have been reported to cross biological membranes in the body. In the small intestine, tiny micro- and nanoplastics might be taken up by M-cells in Peyer's patches or via transcytosis across enterocytes, especially if the particles are in the sub-micron range. One study on rodents showed that nanometer-scale plastics (0.3 μm diameter) were able to penetrate the gut barrier and appear in the bloodstream and organs within hours, whereas larger microplastics (>1 μm) largely did not. This size-

16 Menichetti A, Mordini D, Montalti M. Penetration of Microplastics and Nanoparticles Through Skin: Effects of Size, Shape, and Surface Chemistry. *J Xenobiot*. 2024 Dec 31;15(1):6. doi: 10.3390/jox15010006. PMID: 39846538; PMCID: PMC11755607.

17 Zaraska, M. (2025). How Microplastics Get into Our Food. *Scientific American*, March 27, 2025. <https://www.scientificamerican.com/article/how-microplastics-get-into-our-food/>

18 Sun A, Wang WX. Human Exposure to Microplastics and Its Associated Health Risks. *Environ Health (Wash)*. 2023 Aug 2;1(3):139-149. doi: 10.1021/envhealth.3c00053. PMID: 39473618; PMCID: PMC11504042.

19 Roslan NS, Lee YY, Ibrahim YS, Tuan Anuar S, Yusof KMKK, Lai LA, Brentnall T. Detection of microplastics in human tissues and organs: A scoping review. *J Glob Health*. 2024 Aug 23;14:04179. doi: 10.7189/jogh.14.04179. PMID: 39175335; PMCID: PMC11342020.

dependent uptake suggests that the smallest microplastics (and nanoplastics) are of greatest concern for systemic exposure. After inhalation, microplastics deposited in the lungs may similarly migrate: particles that reach the alveoli (tiny air sacs where the lungs and the blood exchange oxygen and carbon dioxide during the process of breathing in and breathing out) can cross into the pulmonary circulation or be taken up by immune cells and carried beyond the lungs.

Circulation and accumulation. Once in the bloodstream, microplastics can be transported to distant sites. In 2022, scientists reported the first detections of microplastics in human blood, finding that approximately 80% of healthy volunteers tested had microscopic plastic particles (e.g. PET, polystyrene) circulating in their blood at the time of sampling²⁰. The plastics identified in blood and plasma indicate recent translocation from airways or the gut into the circulatory system. From the blood, these particles can become lodged in capillary beds or taken up by organs. For example, one study found microplastics in all 17 human arterial samples examined, raising questions about whether they contribute to arterial plaque or vessel inflammation²¹. Particles carried by blood may also be filtered by and accumulate in organs like the liver, spleen, or kidneys. Microplastics have been observed in human liver and kidney tissues at autopsy, and even in surgically excised heart tissue, suggesting these particles can persist in organs that receive high blood flow. The 2024 review mentioned above concluded that microplastics are now “commonly detected” across many human tissues and fluids. Importantly, they were found in the breast milk of lactating mothers and in meconium (a newborn’s first stool), indicating that exposure and internalization occur even in early life (as discussed further in Section 2.3).

In summary, the evidence now confirms that microplastics can translocate from initial entry points (gut, lungs) into systemic circulation and deposit in various organs. They have been found circulating in blood and lymph, embedded in vital organs (lungs, heart, liver, kidney)¹⁵, and even in compartments once thought nearly impermeable (placenta and brain). Continuous exposure without effective elimination may result in bioaccumulation of these particles in the human body. This widespread internal distribution raises pressing questions about what happens when microplastics cross physiological barriers and interact with sensitive biological systems – particularly the developing fetus and the brain, as we explore next.

2.3 Crossing Physiological Barriers: Placenta, Blood-Brain, Gut-Brain

One of the most alarming aspects of microplastics exposure is the potential to breach the body’s protective barriers. Research indicates that tiny plastic particles can traverse structures like the placental barrier and the blood-brain barrier, which normally shield the fetus and the central nervous system, respectively, from foreign substances. Moreover, microplastics in the gut may indirectly affect the brain through the gut-brain axis. This section examines the evidence for microplastics crossing these critical boundaries and the implications for human development and neurological health.

Placental transfer (maternal-fetal barrier). Until recently, the placenta was assumed to protect the developing fetus from most large contaminants. However, recent studies have detected microplastics in human placental tissue, demonstrating that particles can cross from mother to placenta (and potentially to the fetus). Notably, a 2024 investigation by researchers at the University of New Mexico found microplastic particles in every single placenta examined (all 62 samples)²². The most common polymer identified was polyethylene (widely used in plastic packaging), suggesting that everyday plastic products contribute to this contamination²³. These findings expand on earlier reports (in 2020–2021) of microplastics in placentas²⁴, and they greatly increase our confidence that this is a universal

20 Leslie HA, van Velzen MJM, Brandsma SH, Vethaak AD, Garcia-Vallejo JJ, Lamoree MH. Discovery and quantification of plastic particle pollution in human blood. *Environ Int.* 2022 May;163:107199. doi: 10.1016/j.envint.2022.107199. Epub 2022 Mar 24. PMID: 35367073.

21 Science Daily. Microplastics found in every human placenta tested. Feb 20, 2024. <https://www.sciencedaily.com/releases/2024/02/240220144335.html>

22 Garcia MA, Liu R, Nihart A, El Hayek E, Castillo E, Barrozo ER, Suter MA, Bleske B, Scott J, Forsythe K, Gonzalez-Estrella J, Aagaard KM, Campen MJ. Quantitation and identification of microplastics accumulation in human placental specimens using pyrolysis gas chromatography mass spectrometry. *Toxicol Sci.* 2024 Apr 29;199(1):81-88. doi: 10.1093/toxsci/kfae021. PMID: 38366932; PMCID: PMC11057519.

23 Garcia MA, Liu R, Nihart A, El Hayek E, Castillo E, Barrozo ER, Suter MA, Bleske B, Scott J, Forsythe K, Gonzalez-Estrella J, Aagaard KM, Campen MJ. Quantitation and identification of microplastics accumulation in human placental specimens using pyrolysis gas chromatography mass spectrometry. *Toxicol Sci.* 2024 Apr 29;199(1):81-88. doi: 10.1093/toxsci/kfae021. PMID: 38366932; PMCID: PMC11057519.

24 Ragusa A, Svelato A, Santacroce C, Catalano P, Notarstefano V, Carnevali O, Papa F, Rongioletti MCA, Baiocco F, Draghi S, D’Amore E, Rinaldo D, Matta M, Giorgini E. Placentas: First evidence of microplastics in human placenta. *Environ Int.* 2021 Jan;146:106274. doi: 10.1016/j.envint.2020.106274. Epub 2020 Dec 2. PMID: 33395930.

phenomenon rather than a rare occurrence. The presence of microplastics in placental tissue implies that particles roughly on the order of a few microns (or smaller) are able to traverse the placental barrier, likely via uptake into placental cells or paracellular transport from the maternal blood side. Once lodged in the placenta, such particles could interfere with placental function – for example, by provoking inflammation or oxidative stress in placental tissue.



Blood-brain barrier (brain penetration). Laboratory experiments show that minute plastic particles are capable of crossing from the gut, into the bloodstream, and past the blood-brain barrier (BBB) into the brain. Human studies now corroborate that microplastics can end up in the brain. In late 2024, pathologists analyzing human brain samples from autopsies found measurable amounts of plastic in all the samples, averaging about 0.5% of the tissue's weight²⁵. Polymers like polyethylene (widely used in common plastics) were identified in these brain tissues. Another study reported microplastics in cerebrospinal fluid of patients, hinting at direct brain exposure. While the pathways in humans are still being unraveled, these findings imply that some fraction of the microplastics circulating in our blood can infiltrate the brain over time. The integrity of the BBB may also modulate this: if the barrier is compromised (due to inflammation, aging, or disease), larger or greater quantities of particles might cross.

The fact that microplastics are accumulating in the human brain has profound implications. Neurons and brain tissue, once damaged, have limited capacity for regeneration, and chronic inflammation in the brain can contribute to neurodegenerative conditions.

Preliminary research suggests several ways microplastics could harm the nervous system:

First, particles lodging in brain capillaries may act as emboli (blockages) in the microvasculature. A 2025 mice study showed that circulating microplastic particles were readily phagocytosed by immune cells in the bloodstream, which then caused those cells to obstruct brain capillaries, leading to

25 Nihart AJ, Garcia MA, El Hayek E, Liu R, Olewine M, Kingston JD, Castillo EF, Gullapalli RR, Howard T, Bleske B, Scott J, Gonzalez-Estrella J, Gross JM, Spilde M, Adolph NL, Gallego DF, Jarrell HS, Dvorscak G, Zuluaga-Ruiz ME, West AB, Campen MJ. Bioaccumulation of microplastics in decedent human brains. *Nat Med.* 2025 Apr;31(4):1114-1119. doi: 10.1038/s41591-024-03453-1. Epub 2025 Feb 3. Erratum in: *Nat Med.* 2025 Apr;31(4):1367. doi: 10.1038/s41591-025-03675-x. PMID: 39901044; PMCID: PMC12003191.

local ischemia (analogous to micro-strokes). These tiny blockages triggered thrombotic events and reduced cerebral blood flow in the experimental model²⁶.

Second, even if particles pass fully into the brain, they may induce a localized immune response. Foreign particles can activate the brain's resident immune cells (microglia), potentially causing neuroinflammation. Chronic brain inflammation is a known contributor to neurodegenerative diseases and cognitive decline.

Third, the chemical additives in plastics (such as bisphenols, phthalates, flame retardants, and heavy metal stabilizers) could leach out in the brain environment. Some of these chemicals are neurotoxic or endocrine-disrupting²⁷, and their presence in delicate brain tissue could interfere with cellular signaling or damage neurons and glial cells.

Although research is still in early stages, scientists have begun voicing concerns that long-term microplastic exposure might elevate risks of neurodegenerative disorders. Epidemiological links are tentative but troubling: for example, one group of researchers noted a correlation between high microplastic exposure and markers of dementia and stroke in human populations²⁸. While causation is not established, the biological plausibility (through vascular blockage and inflammation mechanisms) is evident.

In sum, the crossing of the blood-brain barrier by micro- and nanoplastics opens a direct path for these pollutants to affect the brain, an organ highly sensitive to toxins. This underscores the need for further study into neurological outcomes of microplastic exposure, as well as preventive measures to keep these particles out of our bloodstream in the first place.

Gut-brain axis effects: Beyond physically entering the brain, microplastics may influence the nervous system indirectly through the gut-brain axis – the biochemical signaling pathway connecting the gastrointestinal tract and the central nervous system.

The human gut is host to trillions of microbes that interact with our immune system and nervous system. Disruption in the gut (for instance, changes in the microbiome or intestinal inflammation) can send stress signals to the brain, affecting mood, cognition, and neurodevelopment. Emerging research suggests that ingestion of microplastics can perturb gut homeostasis in ways that might reverberate to the brain. Oral exposure to microplastics has been shown to alter the composition of the gut microbiome in animal models, leading to dysbiosis (an imbalance of gut bacteria) and inflammation of the gut lining. This microplastic-induced gut inflammation can increase intestinal permeability (sometimes referred to as a “leaky gut”), allowing endotoxins and even particles to more readily enter the bloodstream. The resulting systemic inflammation or circulating microbial metabolites can, in turn, affect brain function.

In rodents, for example, high microplastic intake has been associated with behaviors indicative of anxiety or cognitive impairment, along with neuroinflammatory changes in the brain.

Disrupting Our Gut Microbiome: Microplastics appear to harm not just our own cells but also the beneficial microbes living in our gut. A study in *Nature Communications* found that when mice were fed very fine nanoplastic particles, the balance of their gut bacteria was thrown off²⁹. Helpful microbes like *Lactobacillus* (important for digestion and immune support) diminished, while potentially harmful bacteria flourished. Even more intriguingly, one type of gut bacteria actually ingested the nanoplastics – and this odd diet changed the way those bacteria behaved, including how they secreted vesicles and mucus-degrading enzymes. Overall, the mice exposed to nanoplastics had thinner intestinal mucus layers and more “leaky” gut walls, along with molecular signs of inflammation. In plain terms,

26 Huang H, Hou J, Li M, Wei F, Liao Y, Xi B. Microplastics in the bloodstream can induce cerebral thrombosis by causing cell obstruction and lead to neurobehavioral abnormalities. *Sci Adv.* 2025 Jan 24;11(4):eadr8243. doi: 10.1126/sciadv.adr8243. Epub 2025 Jan 22. PMID: 39841831; PMCID: PMC11753373.

27 Kannan K, Vimalkumar K. A Review of Human Exposure to Microplastics and Insights Into Microplastics as Obesogens. *Front Endocrinol (Lausanne).* 2021 Aug 18;12:724989. doi: 10.3389/fendo.2021.724989. PMID: 34484127; PMCID: PMC8416353.

28 Marfella R, Prattichizzo F, Sardù C, Fulgenzi G, Graciotti L, Spadoni T, D'Onofrio N, Scisciola L, La Grotta R, Frigé C, Pellegrini V, Municinò M, Siniscalchi M, Spinetti F, Vigliotti G, Vecchione C, Carrizzo A, Accarino G, Squillante A, Spaziano G, Mirra D, Esposito R, Altieri S, Falco G, Fenti A, Galoppo S, Canzano S, Sasso FC, Matakchione G, Olivieri F, Ferraraccio F, Panarese I, Paolisso P, Barbato E, Lubritto C, Balestrieri ML, Mauro C, Caballero AE, Rajagopalan S, Ceriello A, D'Agostino B, Iovino P, Paolisso G. Microplastics and Nanoplastics in Atheromas and Cardiovascular Events. *N Engl J Med.* 2024 Mar 7;390(10):900-910. doi: 10.1056/NEJMoa2309822. PMID: 38446676; PMCID: PMC11009876.

29 David Nield. Microplastics Have a Concerning Effect on The Microbes in Our Gut. *ScienceAlert*, June 18, 2025.

microplastics compromised the gut's integrity and could make it easier for toxins or pathogens to penetrate. Though this was in mice (and at higher doses than typical human exposure), it raises red flags that microplastics might contribute to gastrointestinal disorders by altering the microbiome and gut barrier. Scientists stress the need for further research, but these early results are a concerning signal that microplastics could be silently undermining our gut health.

Notably, one study found that these neurological impairments could be partially reversed by restoring a healthy gut microbiome – either via fecal microbiota transplant or probiotic supplementation³⁰.

This finding strongly implicates the gut-brain axis: it suggests that microplastics were causing neurological effects through their impact on the gut environment, rather than direct brain toxicity alone.

Additionally, microplastics may carry pathogenic microbes or interact with gut bacteria to create harmful metabolites. Some plastics can adsorb and later release bacterial toxins or other pollutants in the gut, aggravating inflammation. Through the vagus nerve and immune mediators, an inflamed gut can lead to an inflamed brain. Researchers have highlighted that chronic ingestion of microplastics could thus be a risk factor for conditions like neuroinflammation, depression, or cognitive decline, mediated by gut dysfunction. Although these connections are still being mapped out, they align with a broader understanding in medicine: the health of the gut is intimately tied to the health of the brain. Microplastic pollution adds a new and troubling variable to this equation, potentially exacerbating gastrointestinal and neurological disorders that are on the rise.

Plastic Particles Empower Bacteria: New evidence suggests microplastics could be making disease-causing bacteria more dangerous. Food scientists observed that when pathogenic *E. coli* bacteria were exposed to nanoplastic particles, the microbes became harder to kill and more virulent. In one study, positively-charged nanoplastics stressed the *E. coli* just enough that the bacteria went into survival mode – they formed thick biofilms (slimy colonies) that standard sanitizers or even antibiotics struggled to penetrate. Those biofilm-encased bacteria also started producing higher levels of toxins. Essentially, the presence of microplastics pushed the bugs to become “super” versions of themselves. Another research group found similar results: common gut bacteria grown with microplastic fragments developed resistance to multiple antibiotics and built stronger biofilms than they did on glass or other surfaces. These findings raise a troubling scenario where microplastics in the environment (or in our intestines) might contribute to the rise of antibiotic-resistant infections. Especially in areas with heavy plastic pollution and poor sanitation, microplastic-assisted bacteria could pose a bigger threat to human health by promoting the spread of hard-to-treat infections³¹.

Conclusion of Section 2: The pathways by which microplastics enter and move through the human body are now increasingly clear. We ingest them with our food and water, inhale them from the air, and even encounter them through skin contact. Once inside, microplastics can migrate into the bloodstream and lymph, seeding themselves in critical organs. They cross barriers that were once thought nearly impermeable – lodging in the placenta during pregnancy and penetrating into the brain – with unknown long-term consequences³².

30 Hediyaal TA, Vichitra C, Anand N, Bhaskaran M, Essa SM, Kumar P, Qoronfle MW, Akbar M, Kaul-Ghanekar R, Mahalakshmi AM, Yang J, Song BJ, Monaghan TM, Sakharkar MK, Chidambaram SB. Protective effects of fecal microbiota transplantation against ischemic stroke and other neurological disorders: an update. *Front Immunol.* 2024 Feb 21;15:1324018. doi: 10.3389/fimmu.2024.1324018. PMID: 38449863; PMCID: PMC10915229.

31 Jayashree Nath, Goutam Banerjee, Jayita De, Noella Dsouza, Shantanu Sur, John W. Scott, Pratik Banerjee. Nanoplastics-mediated physiologic and genomic responses in pathogenic *Escherichia coli* O157:H7. *Journal of Nanobiotechnology*, 2025; 23 (1) DOI: 10.1186/s12951-025-03369-z

32 Landrigan PJ, Raps H, Cropper M, Bald C, Brunner M, Canonizado EM, Charles D, Chiles TC, Donohue MJ, Enck J, Fenichel P, Fleming LE, Ferrier-Pages C, Fordham R, Gozt A, Griffin C, Hahn ME, Haryanto B, Hixson R, Ianelli H, James BD, Kumar P, Laborde A, Law KL, Martin K, Mu J, Mulders Y, Mustapha A, Niu J, Pahl S, Park Y, Pedrotti ML, Pitt JA, Ruchirawat M, Seewoo BJ, Spring M, Stegeman JJ, Suk W, Symeonides C, Takada H, Thompson RC, Vicini A, Wang Z, Whitman E, Wirth D, Wolff M, Yousuf AK, Dunlop S. The Minderoo-Monaco Commission on Plastics and Human Health. *Ann Glob Health.* 2023 Mar 21;89(1):23. doi: 10.5334/aogh.4056. Erratum in: *Ann Glob Health.* 2023 Oct 11;89(1):71. doi: 10.5334/aogh.4331. PMID: 36969097; PMCID: PMC10038118.

But first, having established how microplastics reach our most sensitive systems, we can begin to ask: what can be done to mitigate these exposures, and how might we protect human health in a plastic-infused world?

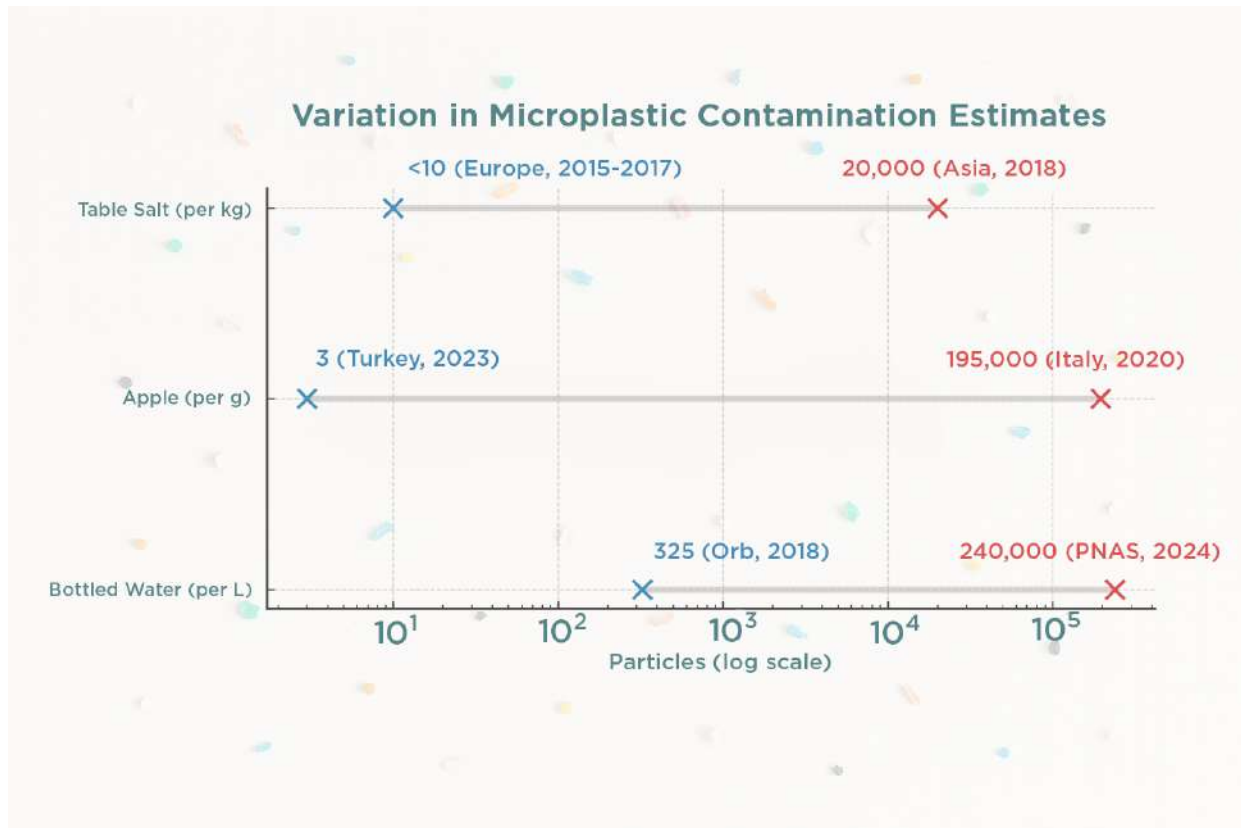


Table Salt: Variation reflects both methodology and source region. Some European salts show negligible contamination (<10 particles/kg) while salts from more polluted waters, such as certain Asian sea salts, have been reported with levels up to 20,000 particles/kg.

Apple: The low estimate (3 particles/g) is from a 2023 Turkish study using optical microscopy, which could only detect relatively large fragments (hundreds of microns). The high estimate (195,500 particles/g) comes from a 2020 Italian study that included nano- and microplastics down to ~1-2 microns in size, hence capturing far more particles.

Bottled Water: The lower figure (325 particles/L) comes from a 2018 investigation by Orb Media in partnership with the State University of New York at Fredonia. This study used a dye-binding method and fluorescence microscopy to detect particles larger than ~6.5 microns, which excluded most nanoplastics. The higher figure (240,000 particles/L) is from a 2024 study published in PNAS (Proceedings of the National Academy of Sciences), which used advanced Raman spectroscopy to detect particles down to 0.1 microns. Counting these much smaller plastics dramatically increases the reported total.

3. HUMAN HEALTH IMPACTS OF MICROPLASTICS



Microplastics, once ingested or inhaled, can accumulate in organs and tissues, where they may trigger a range of adverse biological effects.

Recent scientific studies paint a disturbing picture about microplastics in the human body:

- they induce inflammation and oxidative stress
- disrupt hormonal (endocrine) balance
- alter the gut microbiome
- and can even penetrate the brain

This section examines the current evidence on how microplastics affect human health, with a special emphasis on brain health and neurological outcomes. We also explore links between microplastic exposure and chronic diseases such as cancer, cardiovascular disease, diabetes, reproductive disorders (including infertility), and even emerging issues like antimicrobial resistance. The findings summarized here, drawn from cutting-edge research and expert reviews, underscore the urgency for public health action on microplastic pollution.

Inflammation, Oxidative Stress, and Endocrine Disruption

One of the most well-documented effects of microplastics on living tissues is the induction of inflammation and oxidative stress. When microplastic particles interact with cells, they can cause physical and chemical irritation that provokes an inflammatory immune response. In laboratory studies, microplastics have been shown to trigger the production of pro-inflammatory cytokines and reactive oxygen species (ROS) in exposed tissues, leading to a state of chronic inflammation and oxidative stress.

Mišňanová et al. (2024) report that microplastic exposure can “frequently cause various inflammatory reactions and induce oxidative stress” in organisms³³.

The inflammatory and oxidative effects of microplastics are not limited to one organ – they have been observed in many different tissues and animal models. For example, experiments show that when

³³ Mišňanová C, Valachovičová M, Slezáková Z. An Overview of the Possible Exposure of Infants to Microplastics. *Life (Basel)*. 2024 Mar 12;14(3):371. doi: 10.3390/life14030371. PMID: 38541696; PMCID: PMC10971803.

human immune cells (like macrophages or lymphocytes) encounter microplastics, they exhibit signs of stress and inflammation, whereas cells of some other species may be less affected. Chronic inflammation and oxidative stress are fundamental pathways that underlie a host of diseases, from cardiovascular disease and cancer to neurodegeneration. The fact that microplastic particles can set these destructive processes in motion is therefore a serious concern. Indeed, an increasing body of evidence in both animals and humans strongly correlates microplastic exposure with markers of inflammation and tissue damage. A recent review noted a “strong correlation” between micro- and nano-plastic exposure and chronic inflammation, immune dysfunction, and tissue degeneration in exposed organisms³⁴.

In addition to these direct toxic effects, microplastics may act as endocrine disruptors – substances that interfere with hormonal systems. Plastics are laden with chemical additives (such as bisphenols, phthalates, flame retardants) that can leach out of the particles. Many of these additives are known endocrine disrupting chemicals (EDCs). Furthermore, the microplastic particles themselves can bind and concentrate environmental pollutants that have hormonal activity.

Research suggests that microplastics can disrupt hormonal signaling in the body by mimicking or blocking natural hormones. Notably, a comprehensive 2024 review of microplastics and reproduction found that these particles can perturb the neuroendocrine system, including the hypothalamic-pituitary-gonadal (HPG) axis that governs sex hormone production³⁵.

The authors report that microplastic exposure “disrupts the neuroendocrine system, influencing sex hormone synthesis through the hypothalamic-pituitary-gonadal axis”. Chemicals in plastics (like bisphenols and phthalates) can mimic natural hormones in the body, further contributing to endocrine disruption. Such endocrine disruption may not only impair reproductive hormones (as discussed below) but could also affect thyroid function, metabolic regulation, and other hormonal pathways. For instance, some plastic additives exhibit estrogenic or anti-androgenic activity, potentially altering developmental and metabolic processes.

In summary, microplastics in the human body appear far from biologically inert – they actively cause oxidative cell injury and inflammatory responses, and they may interfere with hormone systems. These mechanisms (inflammation, oxidative stress, and endocrine disruption) are fundamental in the pathogenesis of many diseases, suggesting that persistent microplastic exposure could contribute to a wide spectrum of health problems over time. We next examine specific organ systems and outcomes in which these mechanisms come into play.

34 Jayavel, S., Govindaraju, B., Michael, J.R. et al. Impacts of micro and nanoplastics on human health. *Bull Natl Res Cent* 48, 110 (2024). <https://doi.org/10.1186/s42269-024-01268-1>

35 Wang M, Wu Y, Li G, Xiong Y, Zhang Y, Zhang M. The hidden threat: Unraveling the impact of microplastics on reproductive health. *Sci Total Environ*. 2024 Jul 20;935:173177. doi: 10.1016/j.scitotenv.2024.173177. Epub 2024 May 13. PMID: 38750730.

Effects on the Gut and Immune System

The gastrointestinal (GI) tract is a primary entry route for microplastics (via ingestion of contaminated food and water), and it also appears to be a major site of microplastic accumulation. Once in the gut, microplastics can interact with and alter the community of microbes that reside there – the gut microbiome.

Researchers have found that microplastics tend to disrupt the balance of gut bacteria, leading to dysbiosis, an unhealthy shift in microbial composition. Bora et al. (2024) highlight that ingested microplastics accumulate in the gastrointestinal tract, “disrupting the gut microbiome and causing dysbiosis – a harmful imbalance between beneficial and harmful bacteria”³⁶. This disruption has been linked to gastrointestinal disorders and even systemic inflammation and chronic diseases. In animal studies, exposure to microplastics has been associated with changes in the abundance of certain gut microbes, damage to the intestinal lining, and altered metabolic profiles. An imbalance in gut flora can increase intestinal permeability (“leaky gut”) and provoke local immune responses, as the gut’s immune system reacts to the altered microbiota.

Through these changes in the gut environment, microplastics may indirectly drive broader immune system effects. A disturbed gut microbiome is known to have systemic consequences, including chronic low-grade inflammation that can affect metabolism and immunity throughout the body. Indeed, experimental evidence shows that oral ingestion of microplastics can lead to activation of immune cells and inflammatory signaling not just in the intestines but also in distant organs (such as the liver and spleen).

A growing number of studies indicate that microplastic ingestion leads to gut microbiome dysbiosis, gastrointestinal inflammation, and immune activation, which may contribute to systemic effects³⁷. For example, infant studies have noted that certain microplastic (PET) levels in infant feces were an order of magnitude higher than in adults, reflecting high exposure, and raising concerns about impacts on gut health and immunity³⁸.

Microplastics themselves can even cross the gut barrier under some conditions, entering the bloodstream or lymphatic system. Once in circulation, they can interact directly with immune cells.

There is emerging evidence that microplastics might impair the body’s immune defenses or exacerbate immune-related disorders. In one report, researchers found correlations between microplastic exposure and impaired immune function, suggesting that these particles might hamper the ability to fight infections or modulate inflammation properly³⁹. Environmental health experts have noted a concerning link between microplastic pollution and immune system dysfunction. For instance, a Rutgers study emphasized evidence of “impaired immune function” in the presence of micro- and nano-plastics, alongside inflammation and tissue damage⁴⁰. Additionally, microplastics can serve as vehicles for pathogens and antimicrobial resistance genes (as discussed later): the surfaces of microplastic particles provide a substrate on which bacteria can form biofilms, some of which may include harmful or antibiotic-resistant strains. This means microplastics could indirectly introduce or spread microbes that challenge the immune system.

36 Bora SS, Gogoi R, Sharma MR, Anshu, Borah MP, Deka P, Bora J, Naorem RS, Das J, Teli AB. Microplastics and human health: unveiling the gut microbiome disruption and chronic disease risks. *Front Cell Infect Microbiol.* 2024 Nov 25;14:1492759. doi: 10.3389/fcimb.2024.1492759. PMID: 39669275; PMCID: PMC11635378.

37 Sofield CE, Anderton RS, Gorecki AM. Mind over Microplastics: Exploring Microplastic-Induced Gut Disruption and Gut-Brain-Axis Consequences. *Curr Issues Mol Biol.* 2024 Apr 30;46(5):4186-4202. doi: 10.3390/cimb46050256. PMID: 38785524; PMCID: PMC1120006.

38 Ke D, Zheng J, Liu X, Xu X, Zhao L, Gu Y, Yang R, Liu S, Yang S, Du J, Chen B, He G, Dong R. Occurrence of microplastics and disturbance of gut microbiota: a pilot study of preschool children in Xiamen, China. *EBioMedicine.* 2023 Nov;97:104828. doi: 10.1016/j.ebiom.2023.104828. Epub 2023 Oct 12. PMID: 37837933; PMCID: PMC10585208.

39 Vanetti C, Broggiato M, Pezzana S, Clerici M, Fenizia C. Effects of microplastics on the immune system: How much should we worry? *Immunol Lett.* 2025 Apr;272:106976. doi: 10.1016/j.imlet.2025.106976. Epub 2025 Feb 1. PMID: 39900298.

40 Moreno GM, Brunson-Malone T, Adams S, Nguyen C, Seymore TN, Cary CM, Polunas M, Goedken MJ, Stapleton PA. Identification of micro- and nanoplastic particles in postnatal sprague-dawley rat offspring after maternal inhalation exposure throughout gestation. *Sci Total Environ.* 2024 Nov 15;951:175350. doi: 10.1016/j.scitotenv.2024.175350. Epub 2024 Aug 6. PMID: 39117197; PMCID: PMC11487574.

In summary, microplastic exposure in the gut can lead to dysbiosis – disrupting the normal healthy bacteria – and can stimulate intestinal inflammation. These gut changes are linked to wider immune consequences, from chronic systemic inflammation to potentially reduced resilience against infections. Given that a well-balanced gut microbiome is crucial for nutrient processing, immune regulation, and even neurological signaling (the gut-brain axis), the impacts caused by microplastics in our intestines represents a significant route through which these pollutants might harm human health.

Reproductive Health and Developmental Risk

Perhaps one of the most disturbing discoveries in recent microplastics research is the extent to which these particles infiltrate the human reproductive system – with potential implications for fertility, pregnancy, and the development of offspring.

Studies have now found microplastics in human placental tissue, in newborns, and in adult reproductive organs, raising questions about developmental and reproductive toxicity. A 2024 study published in *Toxicological Sciences* made headlines when it found microplastic particles in every single placenta examined. In that study, researchers analyzed 62 human placentas (from consenting donors after birth) and detected microplastics in 100% of samples, at concentrations ranging from 6.5 up to 790 micrograms of plastic per gram of placental tissue⁴¹.

Polyethylene was the most common polymer identified, along with PVC and nylon. These findings confirm that microplastics can cross from mother to placenta – an organ that is meant to nourish and protect the fetus. The presence of plastic in such a critical interface raises serious concern that developing fetuses could be directly exposed during gestation.

Indeed, evidence from animal studies strongly indicates that microplastics cross the placental barrier and reach fetal tissues. In a recent experiment, pregnant rats were exposed to airborne micro/nano-plastics; the particles were later detected in multiple organs of their offspring. Remarkably, just two weeks after birth, rat pups showed microplastics accumulated in their lungs, liver, kidneys, heart, and brain, whereas no such particles were found in control pups with no exposure⁴².

Moreno et al. (2024) showed that maternal inhalation of microplastic particles led to those particles being deposited in offspring tissues: newborn rats had microplastics present in the lung, liver, kidney, heart and brain, indicating transplacental transfer of the particles. This provides clear evidence that microplastics can traverse the placenta and enter fetal circulation and organs⁴³.

These animal findings, combined with the human placental data, suggest that developing human babies are likely exposed to microplastics in utero. It is deeply troubling to consider that from the earliest stages of life – even before birth – humans are coming into contact with plastic pollutants.

What might this mean for fetal and child development?

Research on this question is still in the early stages, but preliminary findings are not reassuring. Scientists worry that microplastics in the womb could interfere with fetal growth and organ development. There is some evidence from animal models linking prenatal microplastic exposure to outcomes like low birth weight, developmental delays, and neurodevelopmental issues in offspring. Panneerselvam et al. (2024) examined possible neurodevelopmental issues in offspring of exposed mothers. They emphasize that microplastics have been found in human maternal blood, placenta, and even breastmilk, underscoring fetal and infant exposure risks⁴⁴.

41 Garcia MA, Liu R, Nihart A, El Hayek E, Castillo E, Barrozo ER, Suter MA, Bleske B, Scott J, Forsythe K, Gonzalez-Estrella J, Aagaard KM, Campen MJ. Quantitation and identification of microplastics accumulation in human placental specimens using pyrolysis gas chromatography mass spectrometry. *Toxicol Sci*. 2024 Apr 29;199(1):81-88. doi: 10.1093/toxsci/kfae021. PMID: 38366932; PMCID: PMC11057519.

42 Yu HR, Sheen JM, Tiao MM. The Impact of Maternal Nanoplastic and Microplastic Particle Exposure on Mammal's Offspring. *Cells*. 2024 Aug 20;13(16):1380. doi: 10.3390/cells13161380. PMID: 39195272; PMCID: PMC11353211.

43 Moreno GM, Brunson-Malone T, Adams S, Nguyen C, Seymore TN, Cary CM, Polunas M, Goedken MJ, Stapleton PA. Identification of micro- and nanoplastic particles in postnatal sprague-dawley rat offspring after maternal inhalation exposure throughout gestation. *Sci Total Environ*. 2024 Nov 15;951:175350. doi: 10.1016/j.scitotenv.2024.175350. Epub 2024 Aug 6. PMID: 39117197; PMCID: PMC11487574.

44 Deboral Panneerselvam, Anuradha Murugesan, & Venkataraman P. (2024). From Ocean to Womb: Tracing the Impact of Microplastics on Gestational Health. In *Interdisciplinary Research in Life Sciences: A Path Towards Sustainability* (Vol. 2) - Jayvardhan V. Balkhande & Jalander Vaghmare (Eds.) (pp. 1-13). Advent Publishing. <https://doi.org/10.5281/zenodo.14198641>

“Safe” Plastics May Not Be So Safe for the Brain: Forever chemicals (PFAS) were already known to harm health, but now even their so-called safer replacements are under scrutiny. A 2025 study from the University of Rochester found that early-life exposure to a short-chain PFAS (called PFHxA) led to subtle brain and behavior changes in male mice⁴⁵. Pregnant mice that ingested PFHxA (a newer PFAS variant thought to be less toxic) had male offspring who, as they grew, showed increased anxiety-like behavior, lower activity levels, and mild memory deficits. Interestingly, female offspring were not affected the same way – echoing patterns seen in some neurodevelopmental disorders that more often impact boys. The researchers suggest the developing male brain might be more vulnerable to PFAS exposure, even to these “short-chain” types. This is worrisome because PFHxA and similar compounds are being used as alternatives after phasing out older PFAS. The study (published in *European Journal of Neuroscience*) indicates that we can’t assume newer PFAS are benign. They might be disrupting hormone or neural pathways during development, at least in animal models. It’s a call for stricter regulation and testing of all PFAS variants for neurotoxicity, as even low-dose environmental exposure in pregnancy could have lasting impacts on children’s brain health.

More research is needed to conclusively determine impacts on human infants, but the mere presence of microplastics in critical developmental compartments (like the placenta and breastmilk) is cause enough for precaution. In fact, a separate study by researchers at Rutgers University found microplastics in the organs of infant mice at birth and noted that these particles persisted well after birth, potentially interfering with normal development⁴⁶.

Apart from fetal concerns, microplastics may also be undermining adult reproductive health – in both women and men. As mentioned above, microplastics and their additives can act as endocrine disruptors, and the reproductive system is highly sensitive to hormonal imbalances. A comprehensive review in 2024 dubbed microplastics a “hidden threat” to reproductive health, summarizing a range of effects on reproductive organs and fertility⁴⁷.

In males, microplastics have been shown to damage the testes: they can interfere with the blood-testis barrier that protects developing sperm, resulting in impaired spermatogenesis (sperm production) and lower sperm quality. Wang et al. (2024) noted that in male models, microplastic exposure “impairs spermatogenesis” by damaging the testicular barrier and altering hormone levels⁴⁸.

In females, microplastics have been linked to abnormalities in ovarian and uterine health – including ovarian atrophy (shrinking of ovaries), endometrial hyperplasia (overgrowth of the uterine lining), fibrosis, and placental dysfunction in pregnancy. Such changes could translate to menstrual irregularities, reduced fertility, or higher risk of miscarriage and pregnancy complications. It is noteworthy that population fertility rates have been declining in many regions, and while many factors are at play (from lifestyle to environmental chemicals), microplastic pollution is now being scrutinized as a possible contributor to this trend⁴⁹.

In a UCSF-led review of 3,000 studies, airborne microplastics were implicated in both male and female infertility alongside other serious health problems. Chartres et al. (2024) conducted a systematic review and concluded that microplastic exposure is “suspected” to harm human reproductive health, citing evidence for links to both male and female infertility. The review highlighted that microplastics should now be considered an emerging risk factor for reproductive dysfunction⁵⁰.

45 University of Rochester Medical Center – Researchers Find “Forever Chemicals” Impact the Developing Male Brain. *Medical Xpress*, July 3, 2025.7.

46 Moreno GM, Brunson-Malone T, Adams S, Nguyen C, Seymore TN, Cary CM, Polunas M, Goedken MJ, Stapleton PA. Identification of micro- and nanoplastic particles in postnatal sprague-dawley rat offspring after maternal inhalation exposure throughout gestation. *Sci Total Environ*. 2024 Nov 15;951:175350. doi: 10.1016/j.scitotenv.2024.175350. Epub 2024 Aug 6. PMID: 39117197; PMCID: PMC11487574.

47 D’Angelo S, Meccariello R. Microplastics: A Threat for Male Fertility. *Int J Environ Res Public Health*. 2021 Mar 1;18(5):2392. doi: 10.3390/ijerph18052392. PMID: 33804513; PMCID: PMC7967748.

48 Wang M, Wu Y, Li G, Xiong Y, Zhang Y, Zhang M. The hidden threat: Unraveling the impact of microplastics on reproductive health. *Sci Total Environ*. 2024 Jul 20;935:173177. doi: 10.1016/j.scitotenv.2024.173177. Epub 2024 May 13. PMID: 38750730.

49 Geng Y, Liu Z, Hu R, Huang Y, Li F, Ma W, Wu X, Dong H, Song K, Xu X, Zhang Z, Song Y. Toxicity of microplastics and nanoplastics: invisible killers of female fertility and offspring health. *Front Physiol*. 2023 Aug 28;14:1254886. doi: 10.3389/fphys.2023.1254886. PMID: 37700763; PMCID: PMC10493312.

50 Chartres N, Cooper CB, Bland G, Pelch KE, Gandhi SA, BakenRa A, Woodruff TJ. Effects of Microplastic Exposure on Human Digestive, Reproductive, and Respiratory Health: A Rapid Systematic Review. *Environ Sci Technol*. 2024 Dec 31;58(52):22843-22864. doi: 10.1021/acs.est.3c09524. Epub 2024 Dec 18. PMID: 39692326; PMCID: PMC11697325.

Another striking finding is the detection of microplastics in human male reproductive organs and fluids. Aside from the testis, scientists in 2024 for the first time discovered microplastic particles in the human penis (in particular, in penile tissue samples taken during surgeries) and in semen. In one small study of five men undergoing surgery for erectile dysfunction, four were found to have microplastic fragments (mainly polyethylene terephthalate and polypropylene) embedded in their penile tissue⁵¹.

This followed earlier reports of microplastics detected in human testes and semen, raising concerns that widespread plastic contamination could be contributing to male sexual health issues. The contaminants found in semen and male genital tissue have raised questions about potential links to conditions like erectile dysfunction (ED) and overall declining male fertility. While direct causation is not proven, researchers point out that the penis and testes are highly vascularized (especially during arousal), potentially making them more vulnerable to accumulating circulating microplastics. The finding of plastics in these organs, once again, underlines how pervasive microplastic pollution has become – they are literally infiltrating the most intimate parts of our bodies – and it spotlights an urgent need to investigate how this might be affecting reproductive capabilities and sexual health.

In summary, current evidence strongly suggests that microplastics pose a multifaceted threat to reproductive health and early development:

- they breach the placental barrier and expose fetuses to foreign particles during critical developmental windows;
- they impair fertility in animal models
- they are associated with signs of subfertility in humans; and
- they have been found in reproductive organs where their presence was never before imagined.

These findings make it clear that microplastics are not just an environmental issue, but a human reproductive issue – potentially affecting the ability to conceive, sustain healthy pregnancies, and ensure the wellbeing of the next generation.

Neurological and Cognitive Impacts

Of special concern – and a major focus of recent research – is the impact of microplastics on the brain and nervous system.

Until recently, it was uncertain whether microplastics could even reach the brain. The brain is protected by the blood-brain barrier, a specialized filtration system of blood vessels that blocks most foreign particles. However, mounting evidence now indicates that microplastics do manage to enter the brain in both animals and humans, especially the smallest particles (in the nano-plastic range). Alarmingly, scientists have started detecting microplastics in human brain tissue.

University of New Mexico Health Sciences researchers have found microplastics in human brains, and at much higher concentrations than in other organs. Worse, the plastic accumulation appears to be growing over time, having increased by 50% over just the past eight years. This team of researchers analyzed autopsy brain samples from deceased individuals and reported finding micro and nanoplastic particles in human brains – providing the first direct proof of plastic accumulation in our most vital organ. They noted that the concentrations of plastic in brain tissue seem to be rising over time, presumably reflecting the exponential increase of microplastics in the environment and food chain ⁵².

51 Codrington J, Varnum AA, Hildebrandt L, Pröfrock D, Bidhan J, Khodamoradi K, Höhme AL, Held M, Evans A, Velasquez D, Yarborough CC, Ghane-Motlagh B, Agarwal A, Achua J, Pozzi E, Mesquita F, Petrella F, Miller D, Ramasamy R. Detection of microplastics in the human penis. *Int J Impot Res.* 2024 Jun 19. doi: 10.1038/s41443-024-00930-6. Epub ahead of print. PMID: 38890513.

52 Nihart AJ, Garcia MA, El Hayek E, Liu R, Olewine M, Kingston JD, Castillo EF, Gullapalli RR, Howard T, Bleske B, Scott J, Gonzalez-Estrella J, Gross JM, Spilde M, Adolphi NL, Gallego DF, Jarrell HS, Dvorscak G, Zuluaga-Ruiz ME, West AB, Campen MJ. Bioaccumulation of microplastics in decedent human brains. *Nat Med.* 2025 Apr;31(4):1114-1119. doi: 10.1038/s41591-024-03453-1. Epub 2025 Feb 3. Erratum in: *Nat Med.* 2025 Apr;31(4):1367. doi: 10.1038/s41591-025-03675-x. PMID: 39901044; PMCID: PMC12003191

Although research on human brains is limited (for obvious reasons), these early findings have galvanized neuroscientists to examine what microplastics might be doing to the nervous system.

Animal studies offer important insights. In laboratory mice, for example, experiments have shown that ingested microplastics can cross from the gut into the bloodstream and subsequently penetrate the blood-brain barrier to lodge in brain tissue. Once there, they may induce neuroinflammation, oxidative stress, and even observable changes in behavior and cognition. A notable study by a group at the University of Rhode Island in 2023 found that when mice drank water contaminated with microplastic fragments for only a few weeks, microplastic particles were later found in the mice's brains. Even more striking, those mice began to exhibit cognitive impairments resembling dementia after the exposure – suggesting that the plastic particles had a tangible effect on brain function

Ross et al. (2023) demonstrated in a mouse model that just 3 weeks of consuming microplastics-laced water led to microplastics appearing in the brain, with the exposed mice showing signs of cognitive decline similar to dementia. This was a surprising and concerning finding, indicating that microplastics can rapidly induce neurological changes.⁵³ The cognitive deficits in the mice included memory loss and learning difficulties, akin to what might be seen in neurodegenerative conditions.⁵³ This experiment was one of the first to directly link microplastic exposure to behavioral and neurological outcomes in a mammalian model, and it raises the unsettling question of whether chronic microplastic ingestion might contribute to neurodegenerative diseases in humans over the long term.

Another mechanism by which microplastics can damage the brain is through the vascular system. As noted earlier, a cutting-edge 2025 study visualized what happens to immune cells that ingest microplastic particles and then travel through the brain's capillaries. It found that microplastic-laden cells can clog tiny blood vessels in the brain, effectively causing microemboli (blockages) that reduce cerebral blood flow. In mice, this led to neurological deficits such as reduced motor function (since parts of the brain were not getting adequate blood supply). Researchers using real-time imaging saw microplastic-filled cells aggregating in mouse brain capillaries, blocking blood flow and mimicking the effects of tiny blood clots. The affected mice showed impaired movement, indicating that these microplastic blockages can cause functional neurological damage. In essence, the presence of microplastics in circulation caused a form of micro-stroke in the animals⁵⁴.

This finding underscores a novel risk: if microplastics in human blood similarly get into the brain's microvasculature, they could increase the risk of stroke or silent ischemic injury by physically obstructing blood vessels. Some epidemiological hints of this are emerging; for example, one clinical observation noted a higher risk of stroke and heart attack in individuals with more microplastics detected in their bloodstream⁵⁵. More research is needed to firm up this connection, but biologically it is plausible that microplastics contribute to cerebrovascular disease.

Apart from dementia and stroke, scientists are also examining whether microplastics might affect mood, behavior, and other neurological functions. Chronic neuroinflammation caused by microplastics could potentially play a role in mood disorders (such as anxiety or depression) or in exacerbating conditions like migraines. In rodent studies, some have noted changes in exploratory behavior and anxiety-like symptoms after microplastic exposure, suggesting an effect on the brain's neurotransmitter systems or neuroendocrine stress axes. Additionally, there is the concept of the gut-brain axis, the bidirectional communication between the digestive tract and the brain. Microplastic-induced gut dysbiosis, as discussed earlier, could lead to changes in the production of neurotransmitters or inflammatory molecules that travel from the gut to the brain, thereby influencing mood and cognitive function. Though this area of research is still developing, it highlights that microplastic impacts on the brain may be both direct (particles in the brain causing local damage) and indirect (gut-mediated or systemic immune-mediated effects on the brain).

53 Gaspar L, Bartman S, Coppotelli G, Ross JM. Acute Exposure to Microplastics Induced Changes in Behavior and Inflammation in Young and Old Mice. *Int J Mol Sci.* 2023 Aug 1;24(15):12308. doi: 10.3390/ijms241512308. PMID: 37569681; PMCID: PMC10418951.

54 Huang H, Hou J, Li M, Wei F, Liao Y, Xi B. Microplastics in the bloodstream can induce cerebral thrombosis by causing cell obstruction and lead to neurobehavioral abnormalities. *Sci Adv.* 2025 Jan 24;11(4):eadr8243. doi: 10.1126/sciadv.adr8243. Epub 2025 Jan 22. PMID: 39841831; PMCID: PMC11753373.

55 Marfella R, Prattichizzo F, Sardu C, Fulgenzi G, Graciotti L, Spadoni T, D'Onofrio N, Scisciola L, La Grotta R, Frigé C, Pellegrini V, Muncinò M, Siniscalchi M, Spinetti F, Vigliotti G, Vecchione C, Carrizzo A, Accarino G, Squillante A, Spaziano G, Mirra D, Esposito R, Altieri S, Falco G, Fenti A, Galoppo S, Canzano S, Sasso FC, Maticchione G, Olivieri F, Ferraraccio F, Panarese I, Paolisso P, Barbato E, Lubritto C, Balestrieri ML, Mauro C, Caballero AE, Rajagopalan S, Ceriello A, D'Agostino B, Iovino P, Paolisso G. Microplastics and Nanoplastics in Atherosclerosis and Cardiovascular Events. *N Engl J Med.* 2024 Mar 7;390(10):900-910. doi: 10.1056/NEJMoa2309822. PMID: 38446676; PMCID: PMC11009876.

In summary, neurological and cognitive impacts of microplastics are a serious emerging concern. Evidence now confirms that microplastics can access the brain and potentially disrupt its function. Animal models link microplastics to memory impairment, learning deficits, and vascular blockages in the brain. Human studies have begun to find plastics in brain tissue and suggest possible associations with neurological diseases. While we are only beginning to understand the ramifications, the idea that everyday plastic pollution could be silently contributing to neurodegenerative disorders or cerebrovascular events like stroke is profoundly troubling. It adds yet another dimension to the public health urgency of addressing microplastic pollution – not only for the sake of our environment, but for the protection of our minds and mental wellbeing



4. ENVIRONMENTAL CONTEXT: EXPOSURE PATHWAYS AND CONTAMINATION SOURCES



Microplastics have permeated every corner of the environment – from remote mountaintops to the human bloodstream. These tiny plastic particles (≤ 5 mm) are now routinely detected in air, water, and food, resulting in chronic human exposure through multiple pathways.

Researchers have even identified microplastics throughout the human body, including in placental tissue and the reproductive system. While the long-term health implications are still being elucidated, early evidence points to serious risks: microplastic accumulation has been linked with inflammation, cardiovascular disease, cancers, respiratory disorders, and neurological effects. Given their ubiquity and potential for harm, it is critical to understand how microplastics enter the human body. This section examines key environmental contamination sources and exposure pathways – ingestion via the food chain, inhalation of airborne particles, and everyday consumer product use – and discusses their relevance to human wellness and chronic disease risk.

4.1 Microplastics in the Food Chain

One major route of human microplastic exposure is through ingestion of contaminated foods. Microplastics have become embedded in the food chain, entering our diet via agricultural soils, water used for irrigation and aquaculture, and food processing and packaging materials. They have been found at every trophic level (I.E. the position of an organism in the food chain), from soil organisms and plankton at the bottom to fish and mammals at the top. Below we consider three important food-related pathways: (a) contamination of crops via soil and water, (b) bioaccumulation in seafood and freshwater organisms, and (c) inputs from food packaging, kitchenware, and bottled water.

4.1.1 Contamination of Crops via Soil and Irrigation

Modern agriculture relies heavily on plastics – in mulch films, greenhouse coverings, irrigation pipes, and fertiliser coatings – which has led to widespread contamination of farm soils. Primary sources of microplastics in agricultural soil include the deliberate application of sewage sludge (biosolids) as fertiliser, which introduces fibers and fragments, the use of polymer-coated fertilizers, irrigation with contaminated water, and plastic debris from agrochemicals.

Secondary microplastics are generated by the breakdown of larger plastic items like mulch films and greenhouse sheets over time. A recent review noted these sources are globally prevalent, with plastic residues detected across arable lands in Asia, Europe, and beyond ⁵⁶.

Once in soil, microplastics can persist for long periods and interact with plant life. Studies show they alter soil properties and can even inhibit plant growth and photosynthesis. For instance, a 2025 study found that high levels of microplastics in soil impaired photosynthetic activity in plants, raising concerns about crop yields and food security. Worryingly, it is now clear that micro- and nanoplastics can be taken up by crop plants. Researchers have observed microscale plastic particles penetrating root tissues of vegetables and grains: cracks at developing root tips allow entry of particles which are then transported to edible leaves, stems, and fruits. In a landmark experiment, 0.2 µm nanoplastics were absorbed by lettuce roots and detected in the leaves, and 2 µm microplastics were taken up by wheat seedlings and translocated to their stems and grains. This overturns the long-held assumption that plant barriers completely block plastic particles above a certain size. Wastewater used for crop irrigation is one likely vehicle – it contains large quantities of microscopic fibers and fragments that originate from human sewage and washing of synthetic textiles. Over years of irrigation and sludge fertilization, agricultural soils accumulate a considerable burden of plastic debris.

The implication for human exposure is that people consuming grains, vegetables, and fruits may ingest microplastics that originated in soil. Indeed, studies in Europe have detected microplastic particles in common produce like apples, carrots, lettuce and soft fruits. One analysis found microplastics present in every vegetable and meat sample tested from a market, underlining how pervasive the contamination has become. There is also concern that microplastics in soil can act as vectors for other toxins – they readily adsorb heavy metals, pesticides, and persistent organic pollutants, which might then concentrate in crops and be delivered to consumers. Thus, plastics in farmland not only threaten plant health but create a direct pathway for particle ingestion and co-exposure to toxic chemicals in our diet. While more data are needed on microplastic levels in various foods (land-grown produce, cereals, etc.), the evidence to date indicates that the farm-to-table supply chain is an important front in human microplastic exposure.

4.1.2 Seafood and Freshwater Bioaccumulation

The presence of microplastics in aquatic ecosystems – oceans, seas, lakes, and rivers – has been well documented over the past decade. These particles are now ubiquitous in seafood and pose a significant exposure route for populations that consume fish and shellfish. Marine organisms at all levels, from plankton to whales, ingest microplastics either by mistaking them for food or via contaminated prey. This leads to bioaccumulation of plastics in the food web: small fish eat microplastic-laden plankton, larger fish eat the smaller fish, and so on, potentially transferring particles up the chain. Microplastics have been detected in more than 1,300 animal species, including many consumed by humans. Notably, a recent peer-reviewed study found microplastic contamination in 99% of sampled seafood from a market in Oregon in the US. Out of 182 seafood samples (including fish fillets and shrimp), 180 contained microplastics⁵⁷. This and other surveys underscore that virtually all types of seafood – fish, crustaceans, mollusks – can carry microplastic particles, which end up on our plates.

Importantly, the dominant type of plastic found in seafood tissues is often from land-based sources. In the Oregon seafood study, over 80% of the microplastics recovered were microfibers consistent with clothing and textile fibers. These polyester or acrylic fibers likely originated from laundering of synthetic garments and subsequent discharge of fibers into wastewater and oceans. In other words, our own household fabrics are shedding microplastics that are then being ingested by marine life and coming back to us in seafood. The particles can enter fish via the gills or digestive tract; small particles may translocate from the gut into muscle tissue or other organs. Indeed, researchers observed that some microplastics had migrated into the edible flesh of fish and shrimp (not just the gastrointestinal tract), meaning consumption of cleaned fillets still leads to ingestion of microplastics.

56 Emenike EC, Okorie CJ, Ojeyemi T, Egbemhenghe A, Iwuozor KO, Saliu OD, Okoro HK, Adeniyi AG. From oceans to dinner plates: The impact of microplastics on human health. *Heliyon*. 2023 Sep 26;9(10):e20440. doi: 10.1016/j.heliyon.2023.e20440. PMID: 37790970; PMCID: PMC10543225

57 Traylor SD, Granek EF, Duncan M, Brander SM. From the ocean to our kitchen table: anthropogenic particles in the edible tissue of U.S. West Coast seafood species. *Front Toxicol*. 2024 Dec 24;6:1469995. doi: 10.3389/ftox.2024.1469995. PMID: 39776763; PMCID: PMC11703854.

Filter-feeding animals like mussels, oysters, and small fish that are eaten whole (with gastrointestinal tract) are known to contain especially high loads.

For example, mussels and clams harvested from various coasts have repeatedly been found to contain dozens of microplastic fragments each. Sea salt derived from evaporated seawater is another exposure source – analyses of commercial table salt from around the world have found microplastics in essentially all samples, reflecting ocean contamination.

Freshwater fish and shellfish are similarly affected, as inland waters receive microplastics from runoff and wastewater. A survey of fish in river systems along urban-to-rural gradients found microplastics present in most specimens, sometimes in surprising abundance. Many freshwater species (trout, perch, etc.) show particles in their gastrointestinal tracts and occasionally in muscle tissue, indicating that freshwater anglers are also exposed.

The human health implications of ingesting microplastics via seafood and other foods are an active area of research. Ingested microplastics can physically irritate the gut or leach chemicals, and there is evidence they cross into human tissues. One study showed that particles we eat and drink can enter the bloodstream and even lodge in organs⁵⁸. Microplastics have been found in human stool, confirming they pass through the digestive system, and alarmingly in placenta samples from pregnant women.

Given that avoiding seafood alone will not eliminate exposure – researchers note microplastics are found in meats, produce, grains, salt, beer, and bottled drinks as well – this is a broad food safety concern. The bioaccumulation of microplastics in the food chain therefore represents a direct route of continuous, low-level exposure that may contribute to long-term health risks in the human population.

4.1.3 Food Packaging, Kitchen Tools, and Bottled Water

Not all microplastics in our diet come from environmental contamination; a significant fraction arises from the processing, packaging, and handling of food. In modern food systems, many foods contact plastic at some stage – during manufacturing, storage, or preparation – which can introduce microscopic plastic debris. For example, plastic packaging films and containers can shed tiny fragments into food, especially when subjected to friction, heat, or long storage. Studies have documented microplastic particles in packaged foods that were not found in unpackaged equivalents, suggesting some particles originate from the packaging itself or the packaging process⁵⁹. Even in home kitchens, everyday utensils and appliances are sources of microplastics in food. A 2023 study highlighted plastic cutting boards as an overlooked source: chopping vegetables on a typical plastic cutting board can produce on the order of 10^7 – 10^8 microparticles per year that mix with the food. The researchers found that vigorous dicing of carrots on polyethylene boards generated roughly 14–71 million microplastic pieces annually per person, while polypropylene boards shed around 79 million pieces/year under heavy use⁶⁰. These microparticles were mostly in the low-micrometer size range (tens of microns), and though a cell experiment showed they did not acutely kill intestinal cells, their chronic ingestion over a lifetime is not yet understood. Other kitchenware like plastic spatulas, spoons, blender cups, and non-stick (PTFE) cookware can similarly release micro- or nano-plastics when they abrade or are heated. For instance, scratching a Teflon-coated pan has been shown to scrape off microscopic PTFE particles into the food.

Bottled water is another well-documented source of direct ingestion. Multiple independent analyses have found that commercial bottled drinking water contains microplastics – often at higher levels than municipal tap water. A 2024 study employing nanoscopic methods found an average of ~240,000 particles per liter (mostly nanoplastics) in popular bottled water brands⁶¹.

58 Garcia MM, Romero AS, Merkley SD, Meyer-Hagen JL, Forbes C, Hayek EE, Sciezka DP, Templeton R, Gonzalez-Estrella J, Jin Y, Gu H, Benavidez A, Hunter RP, Lucas S, Herbert G, Kim KJ, Cui JY, Gullapalli RR, In JG, Campen MJ, Castillo EF. In Vivo Tissue Distribution of Polystyrene or Mixed Polymer Microspheres and Metabolomic Analysis after Oral Exposure in Mice. *Environ Health Perspect*. 2024 Apr;132(4):47005. doi: 10.1289/EHP13435. Epub 2024 Apr 10. PMID: 38598326; PMCID: PMC11005960.

59 Garrido Gamarro, E. & Costanzo, V. 2022. Microplastics in food commodities – A food safety review on human exposure through dietary sources. *Food Safety and Quality Series No. 18*. Rome, FAO.

60 Yadav H, Khan MRH, Quadir M, Rusch KA, Mondal PP, Orr M, Xu EG, Iskander SM. Cutting Boards: An Overlooked Source of Microplastics in Human Food? *Environ Sci Technol*. 2023 Jun 6;57(22):8225–8235. doi: 10.1021/acs.est.3c00924. Epub 2023 May 23. PMID: 37220346.

61 Qian N, Gao X, Lang X, Deng H, Bratu TM, Chen Q, Stapleton P, Yan B, Min W. Rapid single-particle chemical imaging of nanoplastics by SRS microscopy. *Proc Natl Acad Sci U S A*. 2024 Jan 16;121(3):e2300582121. doi: 10.1073/pnas.2300582121. Epub 2024 Jan 8. PMID:

By contrast, treated tap water can also contain microplastics but usually an order of magnitude fewer (tens of particles per liter).

Consequently, a person who drinks primarily bottled water might ingest tens of thousands of extra microplastics per year. Beyond water, other beverages packaged in plastic – soda, milk jugs, juice bottles, even tea bags (which may be made of nylon mesh) – add to exposure. A study famously showed that a single plastic teabag releases billions of sub-micron plastic particles when steeped in hot water, a direct dose in one cup⁶².

Overall, our food contact materials continually introduce minute plastic particles into what we eat and drink. Synthetic packaging, storage containers, cooking utensils, and appliances all contribute to the total microplastic burden. These exposures are pervasive but largely invisible; one might unwittingly consume the “dust” of a plastic wrapper or the wear of a food processor component. Microplastic exposure through diet is chronic and significant. The presence of microplastics in virtually all major food groups means every meal is a potential intake of plastic. For health researchers and policy makers, this raises pressing questions: Might lifelong dietary exposure to microplastics contribute to chronic inflammation, metabolic disorders, or other disease processes? Are current food safety regulations sufficient to address this new form of contamination? Section 5 will examine the known and suspected health impacts, but from an exposure standpoint, the food chain represents a critical interface where environmental microplastic pollution directly meets human biology.

4.2 Airborne Microplastics and Inhalation Exposure

Another major pathway for microplastics to enter the human body is inhalation. Tiny plastic particles suspended in the air – indoors and outdoors – can be breathed in and deposited in the respiratory tract. Inhalation exposure occurs continuously as we breathe, and evidence shows that airborne microplastics now constitute a form of ambient particulate pollution in both urban and rural environments. This section examines the sources of airborne microplastics outdoors (e.g. vehicle tire dust, industrial emissions, and atmospheric fallout) and indoors (shedding from textiles, household dust, and HVAC systems), as well as how these exposures may differ between urban and rural settings. Given that fine particles in air are known to penetrate deep into lungs and even enter circulation, airborne microplastics are of special concern for chronic health effects such as respiratory and cardiovascular disease.

4.2.1 Outdoor Sources: Vehicle Tires, Atmospheric Fallout, and Industrial Dust

In outdoor air, road traffic is a leading generator of microplastic particles. As we drive, our tires (often made of synthetic rubber blends) abrade against the road, sloughing off micro-sized bits of polymer. Over time, this tire wear contributes an enormous quantity of microplastics to the environment. Studies estimate that tire dust accounts for roughly 5–10% of all plastic pollution entering the oceans⁶³. Dr. Shruthi Mahalingaiah of Harvard notes that tire wear-and-tear can contribute up to 10% of the plastics that end up in our oceans and eventually enter our food chain⁶⁴.

These tire particles, along with fragments from brake pads and road paint (which are also polymer-based), become airborne near highways and busy streets. Air sampling in cities has confirmed the presence of tire-derived microplastics in urban dust and air, especially in fine particulate matter (PM₁₀) collected near roadsides. Wind can carry these particles far from their source; eventually they settle out as fall-out onto soil or water or are washed by rain, completing their journey from air to land/sea (and sometimes into food, as discussed).

Industrial activities are another contributor. Facilities that manufacture or recycle plastics can emit plastic fragments and fibers into the air if proper controls are not in place. For example, plastic pellet handling can release pellets that get ground into smaller bits. Some manufacturing processes (like

38190543; PMCID: PMC10801917.

62 Hernandez LM, Xu EG, Larsson HCE, Tahara R, Maisuria VB, Tufenkji N. Plastic Teabags Release Billions of Microparticles and Nanoparticles into Tea. *Environ Sci Technol*. 2019 Nov 5;53(21):12300-12310. doi: 10.1021/acs.est.9b02540. Epub 2019 Sep 25. PMID: 31552738.

63 Giechaskiel, B., Grigoratos, T., Mathissen, M., Quik, J., Tromp, P., Gustafsson, M., Franco, V., Dilara, P. Contribution of Road Vehicle Tyre Wear to Microplastics and Ambient Air Pollution. *Sustainability* 2024, 16, 522. <https://doi.org/10.3390/su16020522>

64 Meg Murphy, Microplastics a growing challenge to health and the environment. Harvard TH Chan School of Public Health, News. <https://hsph.harvard.edu/news/microplastics-a-growing-challenge-to-health-and-the-environment/>. January 2, 2025.

cutting, grinding or melting plastics) may generate dust or fumes that contain micro- and nano-plastics. Construction and demolition sites also release microparticles from construction materials (insulation foams, paints, sealants) which often include polymers.

A recent report raised alarms about microplastic pollution around construction materials, suggesting the particles can even enter indoor air and human tissues⁶⁵. Additionally, general municipal dust in urban areas now contains a measurable fraction of microplastic (from car interiors, litter breakdown, etc.), which can be resuspended by wind and traffic.

Beyond localized sources, there is a background of atmospheric microplastic fallout that originates from the fragmentation of plastics globally. Small plastic particles can be lifted by wind or formed by the action of waves (sea spray aerosol can eject microplastics from the ocean surface). These airborne microplastics can travel long distances – research has detected microplastic deposition in remote, “pristine” locations like the high Alps and Arctic, carried by atmospheric currents. For instance, scientists have found fibers and fragments in alpine snow and on isolated islands far from civilization, demonstrating that microplastics circulate globally through the air. A global modeling study in 2025 confirmed that the majority of atmospheric microplastics originate from continental sources (roughly -10 teragrams/year) and can be transported intercontinentally, whereas direct emissions from ocean spray are relatively minor⁶⁶. Thus, even seemingly clean outdoor air contains a flux of microplastics settling from distant sources.

There is growing evidence of potential health impacts. In late 2024, a comprehensive review of around 3,000 studies led by researchers at UC San Francisco concluded that airborne microplastics likely contribute to a variety of serious health problems, including chronic pulmonary inflammation, reduced lung function, lung cancer, and even colon cancer⁶⁷.

The review also linked airborne microplastics to male and female infertility in animal studies and raised concerns about analogous effects in humans. The lead author noted that “these microplastics are basically particulate matter air pollution, and we know this type of air pollution is harmful”. In other words, inhaled plastics may be as dangerous as the fine dust and smoke particles long known to cause respiratory and cardiovascular disease. For example, plastic fibers lodged in lung tissue can provoke immune responses similar to silicosis or asbestosis, and toxic additives in plastics (like phthalates or heavy metals) could exert additional effects on lung cells. While more human data are needed, regulatory bodies are beginning to view airborne microplastics as a new form of urban air pollution that warrants mitigation alongside traditional pollutants.

4.2.2 Indoor Environments: Synthetic Textiles, Household Dust, and HVAC Systems

Indoor air and dust represent another significant microplastic exposure pathway, in some cases even greater than outdoor air exposure. Most people spend a large proportion of their time indoors (at home, work, school), where they are surrounded by materials made of plastic or synthetic fibers. Over time, these materials shed microplastics into the indoor environment, which accumulate in dust or stay suspended in air to be inhaled. Key indoor sources include synthetic fabrics (from clothing, upholstery, carpets), household furnishings, and everyday plastic items that undergo wear and tear.

One of the biggest contributors is our clothing and textiles. Clothes made from polyester, nylon, acrylic, and other polymers constantly emit microscopic fibers through regular use. Every time we rub against furniture or even just move, our garments release tiny fibers. Washing and drying clothes is an even larger source: machine washing can release hundreds of thousands of microfibers from a single fleece jacket, which mostly go down the drain (contributing to water pollution) but some of which may remain in the garment to shed later. Likewise, clothes dryers (especially ventless or indoor-vented dryers) can disperse microfibers into indoor air. Household textiles like sofas (often wrapped in polyester fabric), curtains, blankets, and rugs are similarly shedding fibers as they age.

65 Prasittisopin, Lapyote & Ferdous, Wahid & Kamchoom, Viroon. (2023). Microplastics in construction and built environment. *Developments in the Built Environment*. 15. 100188. [10.1016/j.dibe.2023.100188](https://doi.org/10.1016/j.dibe.2023.100188).

66 Gaylarde, C.; da Fonseca, E. M. Atmospheric Microplastics: Inputs and Outputs. *Preprints 2025*, 2025031480. <https://doi.org/10.20944/preprints202503.1480.v1>

67 Chartres N, Cooper CB, Bland G, Pelch KE, Gandhi SA, BakenRa A, Woodruff TJ. Effects of Microplastic Exposure on Human Digestive, Reproductive, and Respiratory Health: A Rapid Systematic Review. *Environ Sci Technol*. 2024 Dec 31;58(52):22843-22864. doi: 10.1021/acs.est.3c09524. Epub 2024 Dec 18. PMID: 39692326; PMCID: PMC11697325.

Over months and years, these fibers build up in house dust. Studies have found that a significant fraction of indoor dust is composed of microplastic fibers from textiles.

One analysis estimated that about 30–40% of fibers in indoor dust are synthetic (plastic) in origin⁶⁸. These include not only clothing fibers but also fragments from synthetic leather, foam, and plastic fillings in furniture, as well as particles from flaking plastic objects or electronics. For example, PVC flooring and plastic baseboards can contribute vinyl microfragments; peeling latex paint (which contains acrylic polymers) generates paint dust that counts as microplastic; even minute particles from electronics casings or children’s plastic toys add to the burden of indoor particulate matter.

Indoor heating, ventilation, and air conditioning (HVAC) systems can influence how microplastics circulate. HVAC filters may trap some fraction of airborne dust, but smaller particles can pass through. Air ducts can accumulate dust and periodically blow it out into rooms.

A study, published in the journal PLOS One in July 2025 has estimated that humans can inhale as much as 68,000 tiny plastic particles daily. These findings “suggest that the health impacts of microplastic inhalation may be more substantial than we realize”, the authors wrote⁶⁹. The concentration of plastic in the air in cars was found to be about four times higher than in apartments, as cars have a higher concentration of plastic, and the ventilation is not good. In a commentary, The Guardian noted that “Hepa air filtration systems have been found to be effective at removing microplastics, and Yakovenko said regular vacuuming with a Hepa vacuum and dusting can help”⁷⁰.

Studies have found higher microplastic intake in infants and toddlers, likely because of their close contact with dust-laden surfaces and chewing on plastic objects⁷¹. In fact, one recent review identified plastic toys as a major microplastic source for toddlers, and highlighted that infants crawling on carpets ingest around 10 times more microplastics (via dust) than adults in the same home⁷². Indoor exposure thus starts from infancy and continues through adulthood.

Urban vs. Rural Differentials: Intuitively, one might expect urban environments to have higher airborne microplastic levels due to greater use of synthetic materials and proximity to pollution sources. This is generally true – cities tend to show higher concentrations of microplastic fibers in air and dust than remote areas. However, rural and remote areas are not microplastic-free. As mentioned, atmospheric transport can deposit microplastics far from their origin. Moreover, rural lifestyles also involve plastics (e.g. farm machinery, rural households with synthetic fabrics), and some rural practices like burning trash can release microplastics. Interestingly, a field study measuring microplastic fallout in both urban and rural sites found comparable or even higher deposition in a rural location than in an urban center. The authors hypothesized that local activities (perhaps agriculture with plastic mulch, or meteorological patterns causing dust accumulation) can lead to rural “hotspots” that rival city exposure. Generally, though, urban indoor environments likely pose the greatest exposure, since city dwellers encounter a combination of outdoor sources (coming in through ventilation) and abundant indoor shedding. In contrast, a remote farmhouse might have fewer new plastic sources (e.g. more use of natural fibers, open windows diluting indoor dust) – but even there, atmospheric microplastics will find their way in.

From a health perspective, inhaled indoor microplastics raise similar concerns as outdoor ones. They can deposit in the lungs and potentially translocate; some may even reach the bloodstream. The respiratory effects could include chronic coughing or airway irritation. There is also the possibility of an allergic response – synthetic fibers might act as irritants or carriers for dust allergens and microbial toxins.

68 Bhat MA. Unravelling the microplastic contamination: A comprehensive analysis of microplastics in indoor house dust. *Indoor and Built Environment*. 2024;33(8):1519-1541. doi:10.1177/1420326X241248054

69 Yakovenko N, Pérez-Serrano L, Segur T, Hagelskjaer O, Margenat H, Le Roux G, et al. (2025) Human exposure to PM10 microplastics in indoor air. *PLoS One* 20(7): e0328011. <https://doi.org/10.1371/journal.pone.0328011>

70 TomPerkins. Humans inhale as much as 68,000 microplastic particles daily, study finds. *Guardian*, 28th August 2025. <https://www.theguardian.com/environment/2025/aug/28/microplastics-in-hair-study>

71 Chia RW, Atem NV, Lee JY, Cha J. Microplastic and human health with focus on pediatric wellbeing: a comprehensive review and call for future studies. *Clin Exp Pediatr*. 2025 Jan;68(1):1-15. doi: 10.3345/cep.2023.01739. Epub 2024 Nov 6. PMID: 39533740; PMCID: PMC11725616.

72 Kannan K, Vimalkumar K. A Review of Human Exposure to Microplastics and Insights Into Microplastics as Obesogens. *Front Endocrinol (Lausanne)*. 2021 Aug 18;12:724989. doi: 10.3389/fendo.2021.724989. PMID: 34484127; PMCID: PMC8416353.

Additionally, ingesting microplastics via indoor dust (after they settle on food or from hand-to-mouth contact) could affect the gastrointestinal tract. While direct evidence in humans is still emerging, the precautionary principle suggests that reducing indoor microplastic levels (through better ventilation, filtration, and choosing less-shedding materials) could be beneficial, especially for children.

In summary, airborne microplastics – whether in city smog or household dust – have become an inescapable part of the air we breathe. Both outdoor and indoor environments contribute to inhalation exposure. Urban settings introduce particles from tire dust and industrial sources, whereas indoor spaces concentrate fibers from fabrics and furnishings. Notably, air and water pathways intersect: many microplastics we inhale indoors originated from synthetic clothing that also releases fibers to wastewater, illustrating the interconnected nature of exposure routes. The omnipresence of airborne microplastics helps explain findings like plastic particles in human lung tissue and even in the brain (as some studies in animals suggest inhaled nanoscale plastics can cross into the bloodstream and potentially the blood-brain barrier). This underscores that inhalation is a key exposure pathway with direct relevance to chronic disease risk, ranging from respiratory conditions to cardiovascular outcomes. A recent study linked higher levels of environmental microplastics to elevated rates of hypertension, stroke, and diabetes in affected regions, suggesting airborne exposure might be contributing to these non-communicable diseases. As research continues, it is increasingly clear that the air is another vector by which microplastic pollution interfaces with human health.

4.3 Consumer Products and Everyday Exposure

Beyond food and air, humans encounter microplastics through countless consumer products and daily activities. Modern life is saturated with plastic-containing items – from personal care products to clothing, toys, and home goods – which can directly introduce microplastic particles to our bodies. This section explores how everyday products contribute to exposure:

- (a) personal care products like cosmetics and toothpaste that may contain microplastic ingredients,
- (b) synthetic clothing and home textiles that shed fibers during wear and wash, and
- (c) plastic materials in toys, food-contact items, and furnishings that degrade during normal use.

These are routes where microplastics might be ingested (e.g. via a toothpaste, a toothbrush, or from mouthing a toy) or absorbed via inhalation or dermal contact in day-to-day routines. Understanding these sources is important for individuals (and the wellness industry) looking to reduce microplastic intake, and for policymakers considering regulations on consumer goods.

4.3.1 Personal Care Products (Microbeads in Cosmetics)

It may come as a surprise, but many personal care and beauty products have contained tiny plastic particles by design. So-called microbeads – typically polyethylene or polypropylene beads less than 1 mm – were widely used in products like exfoliating facial scrubs, body washes, toothpaste, and even some cosmetics as exfoliants or texture enhancers. These microbeads are literally microplastics intentionally added to products that are applied to skin or taken into the mouth. For years, consumers were unknowingly washing their face or brushing their teeth with plastic particles. A classic example is facial cleansers with microbeads: the plastic beads provide a scrubbing action, but when you rinse your face, those beads go straight down the drain and into wastewater. Wastewater treatment plants only partially capture these particles, so a significant portion enters rivers and oceans, contributing to pollution – or ends up in sludge that may be used on farms, coming back to us via crops. In toothpaste, plastic microbeads were used to aid polishing of teeth; dentists raised concerns about these beads getting lodged in gums.

In response to mounting evidence of environmental harm, several jurisdictions banned microbeads in rinse-off cosmetics (for example, the US Microbead-Free Waters Act of 2015 and similar bans in the UK, EU, Canada, etc.). These bans have reduced but not eliminated this source. Many countries and product categories still allow microplastic ingredients. Moreover, some personal care items use synthetic polymers in other forms – e.g. as glitter or color effects in makeup, or as thickening agents in creams (microplastic powders).

For the consumer, the exposure from personal care microplastics can be both direct and indirect. Directly, if one applies a product containing microbeads to the lips or mouth (e.g. a lip scrub or toothpaste), some of those plastic particles could be swallowed. Even topical application on skin might lead to microplastic fragments remaining on the skin that could later be inadvertently ingested or inhaled as they flake off when dry.

Indirectly, the far larger issue is that these microplastics wash into the environment and then return in our food and water. Yet, even with bans, people still use products with plastic-based ingredients daily (consider glittery cosmetics, or “shellac” nail polish made with plastic, etc.).

Another angle is nanoplastics in personal care: certain sunscreen and lotion formulations contain extremely small polymer particles (like acrylate copolymers) that function as emulsifiers or UV filters. These nano- and microplastics in lotions could potentially be absorbed through the skin or, more likely, end up rinsed off into water. While dermal absorption of intact plastic particles is not well-demonstrated (the skin is a good barrier for particles larger than nanoparticles), there is concern about chronic dermal exposure to formulations loaded with microplastics and whether any local effects (like inflammation or absorption of plastic additives) occur.

In summary, personal care products historically were a deliberate source of microplastics, especially via microbeads. The wellness industry has taken note – many brands now proudly label products as “microplastic-free” – yet hidden plastics remain in some formulations. From a health standpoint, reducing and eliminating plastic ingredients in products that contact our bodies is a straightforward preventive measure. These are low-hanging fruits for policy: indeed, the microbead bans are a success story showing that once the risk was recognized, action was taken. For individuals, choosing natural exfoliants (like sugar or salt scrubs), microplastic-free cosmetics, and biodegradable glitter can cut down one’s personal contribution to microplastic pollution and possible ingestion of these particles. It’s a small but meaningful step, given that studies identified cosmetic cleansers as one of the main sources of microplastics in the environment (prior to the bans)⁷³. Ultimately, eliminating unnecessary microplastics in consumer products can directly reduce human exposure and upstream environmental contamination, aligning with broader wellness goals.

4.3.2 Synthetic Clothing and Home Textiles

Our wardrobe and household fabrics are a constant generator of microplastics, making textile fibers one of the most significant everyday exposure sources. As mentioned earlier (Section 4.2.2), the shedding of microfibers from synthetic clothing is prolific during laundering and wear. Here we focus on the personal exposure aspect: how wearing and handling synthetic textiles can lead to inhalation or ingestion of microplastics.

When we wear a polyester shirt or acrylic sweater, microscopic fibers are continuously detaching (on the order of thousands of fibers per garment per day). Many of these fibers end up in the air around us – one might notice “lint” accumulating in closed environments, which is a mix of natural and synthetic fibers from clothes and linens. We breathe some of this in.

A 2020 experiment demonstrated that simply wearing and brushing a polyester fleece released a cloud of microfibers detectable in the surrounding air. Another study found that clothes dryers vented into indoor space can dramatically raise airborne fiber levels – a reminder to always vent dryers outside or use filters. Even in closets or drawers, clothes shed fibers that become part of household dust. Thus, whether we are dressing, doing laundry, or just living in our furnished homes, we are exposed to fibers from carpets, curtains, sofas, and bedding made of synthetic materials. Carpets in particular (often nylon or PET fibers) are a major reservoir: walking on a carpet can send up a plume of fiber-rich dust. Infants playing on such carpets likely inhale and ingest fibers adherent to toys and hands.

From an exposure management perspective, awareness is growing about textiles. For instance, some washing machine manufacturers have begun integrating filters to capture microfibers, and specialty laundry bags (like the “Guppyfriend” bag) can trap fibers from clothes in the wash.

73 Saidu, Muhammad & Kimiko, Sam & Mak, Chu-Wa Daniel & Fang, James & Gonçalves, David. (2021). Personal Care and Cosmetic Products as a Potential Source of Environmental Contamination by Microplastics in a Densely Populated Asian City. *Frontiers in Marine Science*. 8. 10.3389/fmars.2021.683482.

While these measures primarily aim to reduce water pollution, they also indirectly reduce the fibers that might remain on clothing and later become airborne.

Some innovators in the textile industry are exploring fiber coatings that reduce shedding or switching to biodegradable fibers that would at least break down more easily if released. However, for consumers and health practitioners, the immediate step is recognizing that our synthetic fabrics contribute to our personal microplastic exposure.

Choosing natural fiber clothing (cotton, wool, hemp, etc.) when possible can cut down on microplastic shedding. In home textiles, opting for options like wooden or metal blinds instead of vinyl, or cotton rugs instead of nylon, may also help. These choices intersect with sustainability as well – natural fibers are often less persistent in the environment.

It's worth noting that even natural fibers are treated with chemicals and can carry environmental pollutants, but they do not persist as microplastics do. Synthetic microfibers inhaled into the lungs can embed and resist biodegradation. Some case studies of lung biopsies have found textile fibers (including synthetic ones) lodged in lung tissue and lymph nodes, associated with interstitial lung disease in textile workers – a condition known as “brown lung” or byssinosis has been more associated with cotton dust historically, but synthetic fiber inhalation is also implicated in respiratory issues for factory workers. The general population's exposure is far lower than that of textile workers, but it is continuous over a lifetime.

In summary, our clothing and home textiles form a continuous, intimate exposure source to microplastics. Every wash, every wear, every sit on a couch contributes a trickle of plastic fibers to our personal environment. Over decades, this trickle could amount to a substantial cumulative exposure. This realization is prompting both individual behavioral changes (laundry filters, material choices) and larger-scale innovation to create fabrics that shed less. For wellness advocates, advising the public on simple practices – like airing out new synthetic clothes (which can shed manufacturing residues), keeping indoor dust levels low through HEPA filtration, and perhaps favoring natural fiber attire – may help reduce microplastic intake. While we cannot (and need not) abandon all modern textiles, mindful use can mitigate one part of the microplastic burden on our bodies.

4.3.3 Toys, Packaging, Food Contact Materials, and Furnishings

Finally, an assortment of everyday plastic items can be direct sources of microplastic exposure, especially for children. Toys are a notable example: infants and toddlers often chew or suck on plastic toys (teethers, figurines, blocks), which can abrade the plastic and produce micro-particles that are swallowed. Even without chewing, plastic toys can shed tiny flakes of material as they age (UV exposure and mechanical wear can make plastic brittle). A comprehensive review on pediatric microplastic exposure identified plastic toys as a common source of ingested microplastics in toddlers. Additionally, that study noted that use of plastic feeding bottles, sippy cups, and utensils contributes significantly to infants' microplastic intake. For instance, when hot formula is prepared in a polypropylene baby bottle, the bottle can release millions of microplastic particles into the liquid – one study quantified an average of ~1.5 million particles per day released in infant formula prepared in such bottles (due to the heat and shaking involved)⁷⁴. These findings suggest that early-life exposure to microplastics is considerable, and largely avoidable by using glass or stainless steel alternatives for food and drink.

Food contact materials like packaging and kitchenware were discussed in section 4.1.3 in terms of food contamination, but they merit mention here too as “everyday exposure” sources. Handling plastic packaging – tearing open a plastic bag or wrapper – can generate microscopic plastic debris that may cling to the food or get on our hands (and then mouth). Heating food in plastic containers (e.g. microwaving in a plastic tub or wrapper) can accelerate the release of microplastics into the food. One recommendation from health experts is to avoid microwaving food in plastic and instead use glass or ceramic, precisely to reduce this risk. Similarly, using metal or glass water bottles rather than single-use plastic bottles cuts down microplastic ingestion.

74 Xu Z, Shen J, Lin L, Chen J, Wang L, Deng X, Wu X, Lin Z, Zhang Y, Yu R, Xu Z, Zhang J, Zhang Y, Wang C. Exposure to irregular microplastic shed from baby bottles activates the ROS/NLRP3/Caspase-1 signaling pathway, causing intestinal inflammation. *Environ Int.* 2023 Nov;181:108296. doi: 10.1016/j.envint.2023.108296. Epub 2023 Oct 30. PMID: 37924603.

These small behavioral changes are often suggested by wellness advocates as ways to “detox” your lifestyle from microplastics. Indeed, publications from medical and environmental health organizations frequently advise swapping plastic kitchen tools for wood or steel to limit microplastic and chemical leaching.

Household furnishings such as furniture and decor also contribute to exposure. We’ve covered textiles in furniture, but consider hard plastic items: a plastic chair scraping against the floor will slowly wear down its feet, a lampshade turning brittle with time might shed specks, foam cushions (made of polyurethane foam) break down into dust over years (much like old foam mattresses form crumbled dust). All these become part of household dust that we may inhale or ingest. Electronics and appliances are another subtle source – for example, the plastic fan blades in an air purifier might shed a tiny amount as they spin, or the casing of a vacuum can abrade. While each of these might be negligible alone, the sheer number of plastic items in a typical home adds up.

Even outside the home, everyday contacts occur: handling receipts (often coated with a fine plastic layer), walking on artificial turf (which is essentially plastic grass and infill that abrades into microplastics), or drinking from disposable coffee cup lids (which can shed micro-particles due to the hot liquid contact). The cumulative exposure from consumer product use is therefore a patchwork of many small contributions throughout the day. Individually, a single exposure might be trivial (e.g. one might ingest a few particles from a package). But habitually, these could amount to meaningful doses.

For instance, consider a child’s day: they drink from a plastic cup at breakfast, play on a synthetic carpet with plastic toys, have lunch from a plastic plate, in the afternoon get a snack from a plastic wrapper, and in the evening take a bath with water from a plastic showerhead and maybe use a shampoo with microplastics. At each step, there is a possibility of microplastic transfer. This constant contact is why microplastics are now detected in human samples so ubiquitously. By some estimates, water and air are the largest contributors across all ages, but in toddlers, plastic toys and foodware are significant sources of microplastic exposure. Adolescents similarly get exposure from plastic food packaging (fast-food containers, water bottles).

From a policy standpoint, addressing this category involves improving material safety standards for consumer goods (e.g. ensuring plastics used for food and children’s products are durable and minimize shedding). Some progress is being made: for example, toy safety regulations in many countries require testing for chemicals, and perhaps in the future will consider particle shedding too. The general public can mitigate some exposures by choosing alternatives (wooden toys instead of cheap plastic ones, cloth upholstery instead of pleather, etc.), but completely eliminating contact with microplastic-shedding items is nearly impossible in a modern setting. The focus, therefore, should be on identifying high-risk items and finding safer substitutes.

In conclusion, the tapestry of consumer product exposures extends microplastic contact into all aspects of daily life. These sources underscore that microplastics are not only an environmental pollutant but also a domestic contaminant. Every sector – from personal care to apparel to toy manufacturing – plays a role in either exacerbating or alleviating this issue.

For wellness industry leaders, this means broadening the concept of “toxins” in our environment to include microparticles and educating consumers on how choices (like what products to buy or avoid) can reduce their microplastic burden. For policymakers, it means possibly regulating product formulations (as was done with microbeads) and encouraging eco-design of products that do not shed as much. Ultimately, tackling microplastic exposure requires multifaceted solutions, because the sources are so diverse and ingrained in our daily routines.

In summary, microplastics have infiltrated the fundamental pathways by which humans interact with their environment – the food we eat, the air we breathe, and the products we use. This section has outlined how each pathway (food chain, air, consumer goods) contributes to our overall exposure. It is evident that no single route dominates; rather, we are simultaneously exposed via multiple channels, resulting in a cumulative body burden of microplastic particles. The implications for human health, though still being researched, are deeply concerning.

Scientists are increasingly linking this exposure to conditions of concern: for example, inhaled microplastics to lung cancer and fibrosis, ingested microplastics to gut inflammation and even cardiovascular risk, and overall microplastic load to endocrine disruption affecting fertility.

For the health and wellness community, these findings sound a call to action to incorporate microplastic mitigation into public health strategies. Reducing microplastic pollution in the environment will directly reduce human exposure; in the meantime, personal and policy measures can help curb the contamination at the source (e.g. improving waste management, promoting plastic alternatives, and filtering drinking water).

Section 5 will examine the latest evidence on how these microplastic exposures translate into biological effects and disease outcomes. However, the environmental context provided here – of omnipresent microplastic contamination – sets the stage: virtually everyone on the planet is now exposed to microplastics, starting from conception (with particles found in sperm as well as in placental tissue) and continuing throughout life. This pervasive exposure is a 21st-century phenomenon with potentially far-reaching implications for wellness and chronic disease. By understanding the pathways and sources, we can better target interventions to reduce exposure and protect human health



5. FRAMEWORK FOR ACTION – PREVENTION, REDUCTION, AND WELLNESS PROGRAMMING



Microplastic pollution demands a comprehensive, multi-level response strategy to safeguard human health – especially brain and systemic wellness – while addressing the environmental origins of the problem. No single intervention will suffice; instead, coordinated actions ranging from individual behavioral changes to global policy shifts are required. This section outlines an evidence-based framework for action, organized into four pillars:

- (1) Prevention and Protection – measures individuals and institutions can take to minimize exposure;
- (2) Reduction and Remediation – broader strategies to reduce microplastics in the environment and remove existing pollution;
- (3) Emerging Detoxification and Medical Strategies – exploratory approaches to eliminate microplastics or mitigate their effects in the human body; and
- (4) Wellness Programming Integration – incorporating microplastic awareness and risk reduction into public health and wellness initiatives. Emphasizing human health protection (with particular attention to neurological health), these approaches draw on the latest scientific findings and policy developments to propose a path forward.

5.1 Prevention and Protection: Minimizing Exposure at the Source

Preventing microplastic exposure is paramount – experts agree that prevention is definitely better than cure in the microplastics context. While it is impossible to avoid all contact with ubiquitous microplastics, individuals can significantly reduce ingestion and inhalation through informed choices in daily life. Likewise, institutions (schools, hospitals, workplaces) can adopt policies to protect people under their care. Key prevention and protection measures include:

Safer Food and Water Practices:

- Prefer tap water over bottled water, using high-quality filters if needed. Bottled water often contains more microplastic particles than tap water due to leaching from packaging and the bottling process. Using a home water filter (such as carbon blocks or reverse osmosis) can reduce particle load, though it’s important to choose filters tested not to shed their own plastic fibers.
- Avoid heating food in plastic containers – heat accelerates plastics shedding and chemical leaching. For example, microwaving in plastic can release BPA and other toxins; using glass or ceramic for heating is a simple but effective swap.

- Similarly, store foods in glass or stainless steel instead of plastic when possible.
- When buying groceries, opt for produce that isn't wrapped in plastic and minimize the use of plastic packaging and bags, since microplastics can migrate into food from wrappings. Some studies have found that certain foods and beverages (like sea salt, shellfish, or tea from plastic tea bags) can contain surprisingly high microplastic levels, so being mindful of sourcing (e.g. choosing loose-leaf tea or paper tea bags, moderating shellfish intake from polluted waters, etc.) may further limit ingestion.

Healthy Dietary Choices:

A nutrient-rich diet may offer protective benefits against inevitable microplastic exposure.

- Colorful fruits, nuts, and vegetables high in antioxidants (particularly anthocyanins) could counteract some toxic effects. Recent research has highlighted anthocyanins – the compounds giving berries, red cabbage, purple sweet potatoes and even colorful flowers their hues – as promising natural agents that lessen microplastics' harm. These antioxidants appear to mitigate plastic-induced oxidative stress and reproductive toxicity in lab studies, helping to normalize hormone levels and sperm quality despite microplastic exposure⁷⁵. While this research is early-stage, it aligns with general nutritional wisdom: diets rich in plant-based antioxidants support the body's defenses.
- Consuming adequate dietary fiber is also advisable, since fiber can bind some pollutants in the gut and promote their excretion.
- In short, a wholesome diet low in processed foods (which often come in plastic and may contain additives) and rich in antioxidant-containing produce may reduce microplastics' health impact.

Safer Materials and Products:

- Wherever feasible, replace everyday plastic items with safer alternatives. For instance, plastic cooking utensils and cutting boards are now known to shed microplastics into food – especially when scratched or exposed to heat. Choosing wood or metal utensils and bamboo or wooden cutting boards can prevent this insidious exposure. Avoid Styrofoam and other polystyrene food containers, which readily crumble into micro-particles; instead, seek paper, foil, or biodegradable packaging for takeout and food storage.
- Do not use cosmetics or personal care products containing “microbeads” or glitter (polyethylene or polypropylene particles); many countries have banned these in rinse-off products due to environmental harm, but some products (like certain scrubs or toothpastes, and craft glitters) still contain them.
- Opt for natural fiber clothing (cotton, linen, wool, etc.) when possible – synthetic fabrics like polyester and acrylic shed microfibers with each wear and wash. Many outdoor garments, for example, are made of fleece which is a notorious source of microplastic fibers. Individuals and institutions (e.g. school uniforms, hospital linens) can favor natural textiles or newer fabrics designed to shed less. Even in home furnishings, choosing options like wooden or metal furniture over plastic can marginally reduce indoor shedding.

Water, Air, and Dust Control:

Because we drink, breathe, and ingest microplastics via air and household dust, improving our immediate environment can reduce exposure.

- Using a vacuum equipped with a HEPA filter is strongly recommended to capture microplastic-laden dust indoors. These fine-particle filters can trap fibers and fragments that ordinary vacuum cleaners or brooms might recirculate into the air.
- Wet mopping hard floors (instead of dry sweeping) similarly prevents settled microplastics from becoming airborne.

75 Zhang J, Liu W, Cui F, Kolehmainen M, Chen J, Zhang L, Zarei I. Exploring the potential protective role of anthocyanins in mitigating micro/nanoplastic-induced reproductive toxicity: A steroid receptor perspective. *J Pharm Anal.* 2025 Feb;15(2):101148. doi: 10.1016/j.jpha.2024.101148. Epub 2024 Nov 14. PMID: 39925697; PMCID: PMC11803829.

- Ensure good ventilation when cooking – heating plastics (e.g. packaging or non-stick coatings) can release ultrafine particles and fumes.
- On a broader scale, indoor air purifiers with HEPA or electrostatic filters can remove microplastic particles, as shown in studies of indoor air quality.
- For drinking water, as noted, filter tap water rather than relying on bottled water, and avoid boiling water in plastic kettles. Institutions can install large-scale water filtration in their facilities (many schools have begun installing filtered water fountains to discourage bottled water use) and maintain high standards of HVAC filtration to protect occupants’ lungs.

Laundry and Clothing Management:

Surprising amounts of microplastics come from washing synthetic clothes – a single load can release millions of microfibers into wastewater.

- To minimize this, wash synthetics less frequently and in fuller loads (which reduces friction) with cold water; studies show that gentle, cold washes shed significantly fewer fibers than hot cycles.
- Use specialized filter attachments or washing bags – for example, lint filter boxes or mesh “guppy” bags – to catch fibers before water is drained. External microfiber filters on washing machines can trap up to 90% of fibers from laundry runoff. Some countries now mandate such filters on new machines (France enacted this requirement from 2025). Individuals can retrofit their washers with aftermarket filters, and apartment buildings or laundromats can do the same at facility scale.
- Clean the collected lint from filters and dispose of it with solid waste (not down the drain).
- Finally, drying clothes on lower heat or line-drying can prevent additional microfiber release from high-heat tumbling.

If widely adopted, these practices not only protect individual households but also reduce environmental contamination at the source.

In addition to these measures, education and awareness are vital.

- Individuals should be informed about the hidden pathways through which microplastics enter our bodies – from the kitchen to the closet – so they can make safer choices.
- Institutions have a role in disseminating this knowledge (for example, public health agencies issuing guidelines on microplastic exposure reduction, or wellness programs teaching these tips).

By proactively adjusting our consumption habits and environments now, we can dramatically cut down on microplastic exposure and thereby protect our health, even as larger-scale solutions take time to implement. Prevention and personal protection form the first line of defense to safeguard especially vulnerable organs like the lungs, gut, and brain from accumulating these particles.

5.2 Reduction and Remediation: Environmental and Policy Solutions

The Minderoo-Monaco Commission reports:

“Annual plastic production volume has grown from under 2 Mt in 1950 to 460 Mt in 2019, a 230-fold increase, and is on track to triple by 2060. More than half of all plastic ever made has been produced since 2002. Single-use plastics account for 35–40% of current plastic production and represent the most rapidly growing segment of plastic manufacture.

Explosive recent growth in plastics production reflects a deliberate pivot by the integrated multinational fossil-carbon corporations that produce coal, oil and gas and that also manufacture plastics. These corporations are reducing their production of fossil fuels and increasing plastics manufacture.

The two principal factors responsible for this pivot are decreasing global demand for carbon-based fuels due to increases in 'green' energy, and massive expansion of oil and gas production due to fracking."⁷⁶

Because microplastic exposure is ultimately an environmental issue – plastics pervade air, water, soil, and food webs – protecting human health requires upstream interventions. This means reducing the overall presence of microplastics in our environment and cleaning up existing pollution.

Efforts at the policy, industry, and global level are focused on two complementary goals:

- 1) reducing the generation of microplastics at source (through less plastic production, better product design, and waste management), and
- 2) remediation of contaminated ecosystems (through cleanup technologies and nature-based solutions). Recent developments illustrate a growing momentum to tackle microplastics on these fronts:

Policy Measures to Curb Plastic Pollution: Recognizing that microplastics stem from the “broader plastics crisis,” governments worldwide are pursuing stronger regulations.

In a landmark move, the United Nations Human Rights Council in April 2025 adopted a resolution declaring plastic pollution a threat to the human right to a clean, healthy environment. This resolution urges nations to integrate human health protections in efforts to curb plastics – effectively linking microplastic prevention with fundamental rights. Internationally, 175 nations are negotiating a Global Plastics Treaty under the UN Environment Programme, aiming for a legally binding agreement by 2025.

Key recommendations for this treaty include:

- capping virgin plastic production
- phasing out unnecessary single-use plastics, and
- restricting hazardous additives

By cutting plastic production at the source, such measures would directly reduce future microplastic pollution. There is strong consensus that a systemic reduction in overall plastic output is needed. Without this, even perfect recycling or cleanup will not prevent the continuous shedding of microplastics into the environment.

Alongside global action, many national and local governments are implementing policies: bans and phase-outs of problematic plastics (for example, single-use straws, bags, and polystyrene containers) and of intentionally added microplastics.

The European Union and Canada have banned plastic microbeads in cosmetics and personal care products, eliminating a needless source of microplastic release into waterways. Several jurisdictions are also setting timelines to incorporate biodegradable or compostable materials in place of conventional plastics.

While “bioplastics” and truly biodegradable plastics are still emerging technologies, they hold promise in preventing persistent microplastic litter.

Extended producer responsibility (EPR) programs are another policy tool: requiring manufacturers to manage and finance the end-of-life of plastic products, incentivizing them to design products that shed less and are easier to recycle.

For example, some regions charge fees on synthetic textile producers to fund microfiber pollution controls. Regulatory agencies are even targeting less obvious microplastic sources – tires and paints.

76 Landrigan PJ, Raps H, Cropper M, Bald C, Brunner M, Canonizado EM, Charles D, Chiles TC, Donohue MJ, Enck J, Fenichel P, Fleming LE, Ferrier-Pages C, Fordham R, Gozt A, Griffin C, Hahn ME, Haryanto B, Hixson R, Ianelli H, James BD, Kumar P, Laborde A, Law KL, Martin K, Mu J, Mulders Y, Mustapha A, Niu J, Pahl S, Park Y, Pedrotti ML, Pitt JA, Ruchirawat M, Seewoo BJ, Spring M, Stegeman JJ, Suk W, Symeonides C, Takada H, Thompson RC, Vicini A, Wang Z, Whitman E, Wirth D, Wolff M, Yousuf AK, Dunlop S. The Minderoo-Monaco Commission on Plastics and Human Health. *Ann Glob Health*. 2023 Mar 21;89(1):23. doi: 10.5334/aogh.4056. Erratum in: *Ann Glob Health*. 2023 Oct 11;89(1):71. doi: 10.5334/aogh.4331. PMID: 36969097; PMCID: PMC10038118.

Abrasion from vehicle tires is one of the largest contributors to microplastic pollution in high-income countries. In response, the UN World Forum for Vehicle Regulations is developing tire abrasion standards, and the EU is considering requiring filters in vehicle wheel wells to capture tire dust.

The Ethos magazine has reported that Behind the Break, a new collaborative effort among brands such as Adidas, Kering, Inditex, and Levi's, seeks to confront the issue at its source. Launched in April 2025, the initiative is led by the Microfibre Consortium and Fashion for Good, two nonprofit groups aiming to curb fiber pollution through improvements in textile manufacturing. As part of the project's kickoff, a comprehensive report highlighted how fiber fragments not only contaminate waterways but are also dispersed into the air at staggering concentrations.

Brands like Unbound Merino and Pangaia are designing clothing meant to be worn repeatedly without frequent washing, using natural odor-resistant fibers that encourage "rewear without wash" habits. Fashion rental platforms, such as Rent the Runway, are also adapting messaging to focus on low-wash care routines, promoting fewer laundry cycles as part of their sustainability pitch⁷⁷.

Similarly, initiatives are underway to reduce paint-derived microplastics (from weathering of building paints and road markings) by improving formulations. In sum, policy interventions are increasingly attacking the microplastic problem from all angles: preventing what we can (through bans, better design, and production caps) and capturing the rest (through filters, waste management, and cleanup requirements).

Waste Management and Waste Reduction: Improving waste systems is crucial to keep plastics out of the environment. Even when we take personal precautions, microplastics are constantly generated by mismanaged waste – e.g. fragments from littered packaging or fibers from landfill textiles.

Governments and cities are investing in upgraded recycling and trash capture infrastructure to stem this flow. For example, stormwater filtration devices can trap debris (including microplastics) before it washes into rivers and oceans. Some municipalities have installed mesh filters in street drains that specifically capture synthetic fibers and tire particles washed off roads. Upgrading municipal wastewater treatment is also effective: modern treatment plants with advanced filtration can remove up to 99% of microfibers from sewage effluent, preventing billions of particles from entering waterways. However, standardizing such upgrades is a challenge – many regions still lack adequate filtration, and even 99% efficiency means some microplastics slip through.

Thus, innovation is turning toward circular economy models: reducing overall plastic waste generation so there is less to manage. This involves everything from promoting reusable containers and packaging to developing refill stations and deposit-return systems that drastically cut plastic trash. If less plastic enters the waste stream, fewer secondary microplastics will result from degradation.

Some countries are now mandating recycled content in products (to create markets for collected plastic) and restricting hard-to-recycle plastics entirely. While these waste reduction efforts primarily target macroplastics, the benefit is twofold – they also curtail the eventual formation of microplastics from breakdown.

⁷⁷ The Ethos. Are Our Clothes Making the Air Unbreathable? April 28, 2025. <https://the-ethos.co/are-our-clothes-making-the-air-unbreathable/>

Environmental Remediation Technologies:

Even with aggressive prevention, legacy pollution of microplastics in the environment must be addressed. Scientists and engineers are developing creative methods to remove microplastics from water, soil, and air.

- In water systems, one approach is advanced filtration and purification. For example, startups have built special filters that attach to industrial discharge pipes or even to laundry machines, capturing microplastics before they disperse.
- At water treatment facilities, researchers are testing new methods like ultrafine membrane filters, granular activated carbon absorbers, and acoustic (ultrasound) techniques to strip microplastics from treated water.
- One promising line of research uses “active” filtration materials – substances that attract and bind microplastics.
- A recent innovation from North Carolina State University demonstrated self-dispersing “microcleaners”: biodegradable soft particles (made of gelatin and chitosan) that, when added to water, spread out and capture microplastic bits, then float to the surface for collection. These microcleaner particles use a sticky biopolymer to grab plastic pieces and a reactive core (magnesium) to lift them upward, enabling retrieval by skimming. Such technology could one day be scaled to cleanse polluted oceans or lakes of microplastics that conventional filters miss.
- Nature-based solutions are also emerging. Invasive water hyacinths – a fast-growing aquatic plant – were recently found to absorb and retain remarkable amounts of microplastics from water, removing over half of microplastic pollution in as little as 48 hours in experiments. The hyacinth roots trap particles and prevent them from flowing further, suggesting that strategically deployed plant patches could serve as living filters in contaminated rivers. Researchers observed that hyacinths suffered no ill effects while cleaning the water, and most plastics stayed sequestered in the roots (which can later be harvested and disposed safely)⁷⁸. Using plants or engineered microbes to bioremediate microplastics is a nascent but exciting field.
- Other innovations focus on materials science – designing plastics that don’t leave microplastic residues. A breakthrough in 2025 by a Japanese team at RIKEN produced a novel polymer that dissolves completely in seawater without releasing microplastic fragments. This material remains durable in normal use but, once discarded in ocean conditions, breaks down into non-toxic components within days. If adopted for single-use products like packaging, such plastics could drastically reduce long-term contamination⁷⁹.
- Similarly, new biodegradable polyesters and polyurethanes made from algae, cellulose, or other bio-based inputs are under development, aiming to replace conventional plastics that currently persist and fragment. Importantly, any remediation effort must be paired with prevention; cleaning up existing microplastics will be an endless task if we do not simultaneously “turn off the tap” of new pollution.

Still, these technological and natural remediation strategies provide hope that we can begin to reduce the enormous reservoir of microplastics already in our oceans, water supplies, and even agricultural soils. Policymakers are starting to fund demonstration projects (e.g. river barriers, ocean skimmers, and sediment clean-up efforts) to evaluate these methods in real-world conditions.

Taken together, reduction and remediation initiatives form a second line of defense for human health. By shrinking the overall microplastic burden in the environment, they lower the baseline exposure that reaches people. For instance, if a wastewater treatment upgrade keeps millions of fibers out of a community’s drinking water source, that is millions fewer chances for ingestion. If international law succeeds in cutting plastic production and improving waste management, future generations may inhale far fewer particles with each breath. In the long run, these broad measures are likely the most impactful and equitable, because they protect entire populations (including those unaware of or unable to personally avoid microplastics) and address pollution at its roots.

78 Yin J, Zhu T, Li X, Wang F, Xu G. Phytoremediation of microplastics by water hyacinth. *Environ Sci Ecotechnol*. 2025 Feb 11;24:100540. doi: 10.1016/j.ese.2025.100540. PMID: 40034613; PMCID: PMC11872506.

79 Riken. Plastic-like materials that dissolve in the sea. March 27 2025. https://www.riken.jp/en/news_pubs/research_news/rr/20250327_1/

However, many of these steps will take years or decades to fully implement and yield benefits. In the interim, scientists and clinicians are also exploring direct interventions to deal with microplastics already accumulating in the human body.

At the same time, consumer action has led to new lawsuits emerging against plastics producers, alleging unlawful exposure by consumers to microplastics from their products.

Newell Brands, the maker of Rubbermaid, is facing a class action lawsuit for its claims that the plastic-based containers are "microwave safe" and "freezer safe." The complaint alleges that despite the products' marketing, they can release microplastics into food when used as directed. Ziploc was hit with a similar class action lawsuit in May 2025.

Ziploc storage bags are made from polyethylene and polypropylene. These types of plastics are known to release microplastics into foods when exposed to extreme temperatures, something that is not mentioned on Ziploc's packaging ⁸⁰.

5.3 Emerging Detoxification and Medical Strategies

Given the troubling discovery of microplastics in human blood, lungs, and even brain tissue, the medical and scientific community has begun examining ways to remove these particles from our bodies or neutralize their harmful effects. It is a challenging proposition – unlike chemical toxins which can sometimes be metabolized or excreted, tiny plastic particles may lodge in organs or circulate indefinitely. There is currently no established medical protocol to "detox" a person from microplastics, and research in this area is in early stages. Nonetheless, several exploratory ideas are on the table:

Microbes Protecting Against Toxic Plastic Additives: In related news, scientists reported that our gut flora might help protect us from toxic plastic-related chemicals. A study noted that certain gut bacterial species can bind and internalize plastic-derived toxins (like those from PFAS and other additives), preventing them from entering circulation. These microbes essentially act as living filters. Researchers are investigating if boosting such bacteria could mitigate some health risks of plastic consumption, such as cancer risk associated with long-term exposure to "forever chemicals." It's a novel insight into how the microbiome might counteract contaminants from plastics, potentially paving the way for probiotic interventions to safeguard health⁸¹.

Probiotic and Microbiome Therapies:

- One promising avenue involves harnessing the body's own gut microbes (or supplements thereof) to mitigate microplastic exposure in the gastrointestinal tract. The majority of ingested microplastics pass through our gut. Along the way they can disrupt the gut microbiome, causing inflammation and dysbiosis (an imbalance of gut bacteria). Probiotics – beneficial bacteria found in fermented foods and yogurts or taken as supplements – might help on two fronts.
- Animal studies suggest that probiotics can alleviate some health damage from microplastics. In a 2023 experiment, mice exposed to microplastics showed intestinal inflammation, reduced sperm quality, and loss of beneficial gut bacteria; but when those mice were given probiotic supplements, their gut flora improved and sperm health rebounded⁸². Probiotic organisms may bind to microplastics or their leached chemicals, preventing them from wreaking havoc in tissues.
- Second, certain probiotic strains are known to degrade or sequester toxic plastic additives. Lactobacilli and other common probiotics have been shown to break down or absorb compounds like BPA and phthalates in lab settings. These chemicals often hitchhike on

80 Taylor Leamey. Ziploc, Rubbermaid Sued for Microplastics Exposure. Are Plastic Food Containers Safe to Use? CNET. <https://www.cnet.com/health/ziploc-rubbermaid-sued-for-microplastics-exposure-are-plastic-food-containers-safe-to-use/>

81 Julia Musto, Researchers discover certain gut bacteria can protect you from toxic plastics that increase cancer risks. The Independent, 2 July 2025.

82 Zhang Y, Hou B, Liu T, Wu Y, Wang Z. Probiotics improve polystyrene microplastics-induced male reproductive toxicity in mice by alleviating inflammatory response. *Ecotoxicol Environ Saf.* 2023 Sep 15;263:115248. doi: 10.1016/j.ecoenv.2023.115248. Epub 2023 Jul 11. PMID: 37441951.

microplastics; thus a robust gut microbiome might reduce the downstream toxicity of any microplastics one does ingest.

A recent review of probiotic therapy for microplastic toxicity concluded that while probiotic bacteria cannot magically remove plastic particles from the body, they could modify microplastics' toxic effects in the gut and bloodstream, for example by reducing inflammation triggers⁸³. In practical terms, this means that eating fermented, probiotic-rich foods (like yogurt, kefir, kimchi, sauerkraut) or taking probiotic supplements might be a low-risk, beneficial strategy as researchers investigate its efficacy. It's an area ripe for clinical research – for instance, trials could test whether high-dose multi-strain probiotics help people who consume known microplastic-contaminated diets. While far from a cure, microbiome interventions are an intriguing tool to bolster the body's resilience against microplastics.

Chelation and Binding Agents:

In toxicology, “chelation” refers to compounds that bind and help eliminate unwanted substances (commonly used for heavy metals). Some experts have theorized about analogous approaches for microplastics – using oral binding agents that could capture particles in the gut for excretion. Certain dietary fibers, clays, or activated charcoal have high adsorptive capacity and are sometimes used in detox protocols for poisons; these might bind microplastic particles or the chemicals on them.

- For example, research shows that powdered charcoal can adsorb persistent organic pollutants⁸⁴; it's conceivable it could sequester plastic fragments in the digestive tract, preventing absorption (though it could also bind nutrients, so risks and benefits would need study).
- Chitosan, a natural fiber derived from shellfish exoskeletons, has been used in water filters to trap microplastics; perhaps a medical-grade form could act as a GI binding agent.
- Likewise, mineral clays (bentonite, zeolite) are marketed in alternative medicine for “cleansing” – theoretically they might capture some microplastics due to charged surfaces, but this remains unproven. It must be emphasized that, unlike heavy metal chelation which is an established therapy in specific cases, microplastic chelation is not an approved or well-researched treatment. Any such approach would require rigorous testing for safety (e.g. to ensure the binder doesn't introduce other contaminants or cause blockages) and efficacy in reducing bodily plastic load. Still, the concept is under discussion.
- Some nutraceutical companies have begun formulating “microplastic detox” supplements combining fibers, clays, and antioxidants, though robust evidence is lacking. As our understanding of how microplastics interact with the gut lining and organs grows, it may illuminate whether certain ingestible compounds can selectively bind plastics for elimination.

Antioxidant and Pharmaceutical Therapies:

Building on findings like the anthocyanin study mentioned earlier, scientists are looking at antioxidants and drugs that could protect organs from microplastic-induced damage. Microplastics are known to trigger oxidative stress and inflammation in tissues. High oxidative stress is a pathway to many chronic diseases (neurodegeneration, cancer, etc.), so counteracting it is a logical protective strategy.

- Diet-derived antioxidants (vitamins C and E, polyphenols like quercetin, curcumin from turmeric, etc.) may help neutralize reactive oxygen species generated by microplastics. Some studies on rodents have shown that co-administering antioxidants can reduce cellular damage from nanoplastics. For example, in fish exposed to microplastics, adding vitamin E was reported to decrease markers of inflammation. These hints have led to proposals of antioxidant therapy for populations at high risk of microplastic exposure.

83 Pacher-Deutsch C, Schweighofer N, Hanemaaijer M, Marut W, Žukauskaitė K, Horvath A, Stadlbauer V. The microplastic-crisis: Role of bacteria in fighting microplastic-effects in the digestive system. *Environ Pollut*. 2025 Feb 1;366:125437. doi: 10.1016/j.envpol.2024.125437. Epub 2024 Dec 2. PMID: 39631654.

84 Jagadeesh Nagireddi and Sundaram Baranidharan, Adsorption of Pollutants from Wastewater by Biochar: A Review, *Journal of Hazardous Materials Advances*, 9, 100226. Feb 2023. Doi: 10.1016/j.hazadv.2022.100226.

Repurposing Drugs:

Another idea is repurposing drugs that modulate inflammation or autophagy (the cellular waste-clearing process) to see if they can better clear plastic particles. If microplastics contribute to conditions like inflammatory bowel disease or rheumatoid arthritis (as hypothesized by some researchers), anti-inflammatory medications might partially mitigate that effect. Any pharmaceutical intervention, however, is speculative at this stage. It is notoriously difficult for drugs to remove physical particulate matter from tissues. Thus, most experts stress prevention over after-the-fact cures, though continuing research into these therapies is important in case microplastic-related illness becomes a more defined clinical entity.

Physical Removal (Apheresis and Filtration):

The most direct (and invasive) approach is to physically filter microplastics out of the body's fluids. Blood filtration or apheresis – essentially “dialysis” for blood – is a procedure where blood is circulated through a machine that can remove certain constituents. It is used for conditions like severe autoimmunity or high cholesterol (LDL apheresis).

In theory, similar technology could capture microplastic particles from the bloodstream. In fact, a boutique medical clinic in London has begun offering an experimental microplastic blood cleansing service to private clients. Clarify Clinics offers a microplastic detox treatment where patient blood is filtered through special columns to trap microplastics. The clinic's procedure, is dubbed “Clari-tox”, with a price upwards of £10,000 per session. The clinic claims this apheresis-like treatment can reduce fatigue and inflammation, attributing these benefits to removal of microplastics and other pollutants⁸⁵. However, no published scientific studies yet verify these assertions. Experts caution that while technologically such filtration is feasible (microplastics in the micron size range could be filtered out similar to how dialysis removes impurities), it's unclear if it meaningfully improves health or if the microplastic burden in blood is high enough to warrant such an invasive approach in otherwise healthy people.

Public attention to microplastics hit a pop-culture moment when actor Orlando Bloom underwent this £10,000 “blood cleansing” procedure, purportedly to remove microplastics and other pollutants from his blood. The story sparked conversations about whether such detox treatments are medically warranted. Experts point out that while microplastics have indeed been found circulating in human blood and organs, the science on their health effects is still evolving. Physicians caution that expensive blood-filtration therapies may be premature; instead, they emphasize reducing exposure to microplastics in daily life (for example, by avoiding plastic bottles or dust) as a more proven strategy. Bloom's high-profile cleanse at least shone a light on the issue, and as research continues, we may better understand if interventions like blood filtering can meaningfully improve health – but for now, prevention is key⁸⁶.

Lung Lavage:

Another theoretical method is lung lavage for respiratory microplastics – analogous to how some miners with dust exposure undergo therapeutic lung washing – but this would only be considered in extreme cases and could be risky.

At the moment, these medical “detox” interventions are at the experimental fringes. They underscore the desperation some feel about microplastic exposure, but mainstream medicine has not endorsed any blood- or organ-cleansing procedures specifically for microplastics at this time. Should future research definitively link microplastics to specific diseases (for example, if ongoing studies prove microplastic accumulation in the brain contributes to cognitive decline or neurodegeneration), there may be more urgency to develop clinical removal methods.

85 Matt Reynolds. This Startup Says It Can Clean Your Blood of Microplastics. Wired, Apr 2, 2025. <https://www.wired.com/story/this-startup-promises-to-clean-your-blood-of-microplastics-clarify-clinics/>

86 Microplastics, blood cleaning and Orlando Bloom – podcast. The Guardian Science Weekly, July 8, 2025

One breakthrough study has reported on the use of clinical apheresis in removing microplastics and nanoplastics (MNPs) from the human body.

Until now, no methods have been reported for removing MNPs removing micro & nano plastics (MNPs) from the human body. The research team claim that in this study they have demonstrated for the first time that extracorporeal therapeutic apheresis might have this capability.

Twenty-one patients with a confirmed diagnosis of Myalgic Encephalomyelitis/Chronic Fatigue Syndrome (ME/CFS), received at least two cycles of therapeutic apheresis with double filtration (INUSpheresis).

The MNP-like particles found in the mixture of solute and solvent (i.e. eluates) from patient samples were not present in any samples from the filter prerinse process indicating that they can only be attributed to the patient eluates. Larger studies are required to validate this application. Moreover, the plasma MNP levels pre- and post-apheresis need to be measured quantitatively, along with eluate MNPs, in more than one apheresis cycle. This will show how well these particles are being removed from blood and then from tissues. The clinical effects of MNP removal from the body also need confirmation. The authors state:

“We recommend a comprehensive study on the removal of MNPs using various filter systems with different pore sizes to develop strategies for both preventing uptake and facilitating detoxification of accumulated particles⁸⁷”.

In summary, emerging detoxification strategies offer intriguing possibilities but are not yet ready for widespread deployment. Individuals looking to protect themselves should be wary of unproven “detox” products or expensive treatments marketed without evidence.

The most sensible current advice from physicians is to continue focusing on prevention, while supporting further research into safe detoxification methods. Over time, as we gain better tools to measure microplastics in the body (such as advanced imaging or biomonitoring of particles), we may also develop targeted ways to eliminate them or counteract their effects. Until then, a combination of time-honored health practices – maintaining a balanced diet (with potential emphasis on probiotics and antioxidants), avoiding additional toxin exposures like smoking (which could exacerbate microplastic inflammation), and managing chronic inflammation through medical care – constitutes the best available “wellness insurance” against microplastic harm.

Dietary Fibers Against Microplastics: Emerging research suggests certain dietary fibers could help trap and expel microplastics from our bodies. A 2024 review of over 5,000 studies hypothesized that fiber-rich foods can adsorb microplastic particles in the gut, shortening their residence time and promoting elimination¹. The authors recommend consuming fibers with characteristics like high surface area, strong selectivity, stability, and no toxic byproducts to effectively bind microplastics and carry them out of the gastrointestinal tract⁸⁸.

Brain Waste Clearance via Massage: In a surprising finding, scientists discovered that gentle head and face massage can boost the brain’s waste-clearing glymphatic system. A June 2025 study showed that light stimulation of lymphatic vessels in the face and neck significantly enhanced cerebrospinal fluid drainage in older animals, restoring it to youthful levels. While the study didn’t specifically test microplastics, it stands to reason that any method which improves removal of brain waste could also help clear out microplastic particles from brain tissue. This non-invasive technique offers hope for reducing toxin accumulation in the brain⁸⁹.
Plant Extracts Clean Microplastic-Contaminated Water: Researchers have found that natural polymers from common plants like okra and fenugreek can remove up to 90% of microplastics from water. In lab tests, fenugreek seed extract trapped about 93% of microplastic particles in water within an hour (okra extract captured ~67%). Even in real-world water samples (ocean, groundwater, freshwater), these plant-based powders removed 70-90% of

87 Bornstein, Stefan & Gruber, Timo & Katsere, Danai & Attaoui, Ayoub & Wohlsperger, Leopold & Yaman, Mohamad & Kanczkowski, Waldemar & Piwernetz, Gunther & Straube, Richard & Voit-Bak, Karin & Licinio, Julio & Steenblock, Charlotte. (2025). Therapeutic apheresis: A promising method to remove microplastics?. *Brain Medicine*. 1-2. 10.61373/bm0251.0056.

88 Wang et al. (2024). Fighting microplastics: The role of dietary fibers in protecting health. DOI: 10.1002/fft2.437

89 Facial Stimulation Clears Brain Waste and Boosts Aging Minds. *Neuroscience News*, June 5, 2025. (Institute for Basic Science study on glymphatic clearance)

microplastics. This eco-friendly approach is faster and safer than conventional chemical treatments, offering a cheap, biodegradable way to filter microplastics from drinking water and wastewater⁹⁰.

5.4 Wellness Programming Integration: A Holistic Approach to Microplastic Risk

The global wellness industry, which encompasses preventive health, fitness, mental wellness, nutrition, and holistic well-being services, has a unique opportunity to address the microplastics issue as a part of its mission to improve health and quality of life. Notably, the challenge of microplastics has only recently entered public consciousness, and it remains largely absent from the radar of most wellness and healthcare programs.

Integrating microplastic awareness and mitigation into wellness programming can amplify public education and drive behavior change from the ground up. This section discusses how wellness leaders, organizations, and practitioners can incorporate microplastic risk reduction into their services – ultimately fostering a culture of wellness that extends from personal health to planetary health.

- **Public Education and Awareness Campaigns:** Education is the foundation of empowerment. Wellness programs (whether a community health center’s workshops, a corporate wellness newsletter, or a spa resort’s guest lectures) should start including content on microplastics and health. This means informing clients about what microplastics are, how we are exposed, and why they may pose health risks – in accessible, non-alarmist language. For example, a wellness retreat might host a seminar on “Detoxifying Your Life: Reducing Microplastic Exposure,” covering many of the practical prevention tips outlined earlier. Fitness trainers or yoga instructors can incorporate brief discussions on environmental health during sessions, highlighting the connection between a clean environment and a healthy body. Many wellness enthusiasts are already health-conscious; linking microplastics to well-known concerns (such as endocrine-disrupting chemicals, inflammation, or cognitive health) can motivate them to adopt plastic-reducing habits as part of their self-care routine. Importantly, these messages should emphasize positive actions (swapping plastic water bottles for stainless steel, eating fresh whole foods over packaged foods, etc.) rather than simply inducing fear. Wellness companies could also leverage social media and blogs to spread microplastic awareness – for instance, sharing infographics on how microplastics infiltrate the food chain and offering “tips of the week” on avoiding common exposure sources. By making microplastic literacy mainstream, the wellness sector can fill a critical gap that traditional healthcare and government advisories have only begun to address.
- **Integrating Exposure Reduction into Services:** Wellness centers, fitness centers, yoga centers, spas etc, can all lead by example by creating low-plastic or microplastic-free environments for their clients. Simple steps like eliminating single-use plastics on-site can both reduce exposure and model good practices. Gyms can replace plastic cups or bottled water with water fountains and biodegradable cups or encourage members to bring personal reusable bottles. Spas can serve tea and beverages in glass or ceramic ware, and avoid plastic straws or stirrers. Even the towels and linens used could be chosen for natural fibers to reduce shedding microfibers during laundering. Some high-end spas are already marketing “digital detox” packages (unplugging from electronics); analogously, one could envision “plastic detox” wellness packages where participants stay in an environment with minimal plastic usage and receive coaching on how to transition to a lower-plastic lifestyle at home. Wellness practitioners in nutrition and functional medicine might incorporate microplastic exposure questionnaires into their client assessments – for instance, asking about consumption of bottled water, use of plastic food containers, etc. – and then provide personalized recommendations to reduce those exposures as part of the wellness plan. Over time, such integration can make microplastic mitigation as routine as advice about diet, exercise, or sleep.
- **Product Choices and Offerings:** The wellness industry is often focused on the marketing of products – whether it’s supplements, skincare, or fitness gear. Ensuring these products are free from microplastics is another area of action. Skincare and cosmetic brands within the wellness space should have long eliminated plastic microbeads (which many did after the public outcry leading to bans in the mid-2010s). But they can go further: avoiding plastic glitter, using natural exfoliants (like salt, sugar, ground shells) instead of any polymer beads, and packaging products in eco-friendly materials instead of plastic containers. Nutritional supplement companies can choose glass bottles or compostable pouches rather than plastic tubs. Where

90 Okra and fenugreek extracts remove up to 90 percent of microplastics from water. The Optimist Daily, July 2025. (Study published in ACS Omega)

plastic is unavoidable, using recyclable plastics and offering take-back programs can prevent improper disposal. Fitness equipment suppliers might consider the microfiber shedding of yoga mats and workout clothes – perhaps offering mats made from natural rubber or cork, and apparel lines made from organic cotton or bamboo.

By curating and promoting microplastic-conscious products, wellness businesses send a message that reducing environmental toxins is part of whole-body wellness. This also creates market pressure encouraging more manufacturers to prioritize sustainable, safe materials.

- **Wellness Coaching and Behavioral Change:** Health coaches and wellness consultants are in the business of facilitating lifestyle changes. They can incorporate microplastic exposure reduction as one dimension of healthy living. For example, a health coach helping a client manage chronic inflammation might educate them on how chronic exposure to microplastics could be a contributing factor (since microplastics can carry inflammatory chemicals and have been linked to immune reactions). The coach could then set achievable goals with the client to cut down on plastic use – like switching to a whole-foods diet (thus avoiding packaged food) for a month, or improving home air filtration. Many people find it easier to make changes with guidance and accountability; thus, integrating these targets into coaching can be effective. On a larger scale, workplace wellness programs could include modules on creating a “plastic-safe kitchen” or “sustainable fitness routines,” complete with challenges and rewards (for instance, a challenge to all employees to use zero single-use plastics for a week, with incentives). Such programs not only improve individual behavior but can also lead to institutional change (e.g. if employees demand more water coolers or recycling options at work as a result).
- **Wellness Real Estate and Architecture:** As the wellness real estate sector continues to evolve, there is an urgent need for architects and developers to prioritize freedom from microplastics as a foundational design principle. Wellness architecture, which already incorporates biophilic design, air and water purification, and circadian-aligned lighting, must now address the pervasive threat of microplastics in building materials, furnishings, and even indoor air. Studies have shown that microplastics are released from common construction and interior design elements such as vinyl flooring, synthetic carpets, plastic-based paints, and composite countertops—contributing significantly to indoor air pollution and dust contamination⁹¹. These exposures are particularly concerning given that people in developed economies spend over 90% of their time indoors⁹². As research increasingly links microplastic inhalation and ingestion to inflammation, endocrine disruption, and neurotoxicity⁹³, wellness real estate must shift toward the use of natural, non-synthetic, and low-emission materials. Architectural standards that once focused on sustainability must now also evaluate material toxicity and microplastic release potential as part of health-centric building protocols. Certification systems like WELL and LEED may need to evolve further to include microplastic-free benchmarks, ensuring built environments not only sustain the planet but actively protect human biology.
- **Advocacy and Community Leadership:** The wellness industry can also serve as an advocate for broader change, recognizing that community wellness is tied to environmental health. Wellness leaders – from celebrity health influencers to local yoga teachers – have a platform to advocate for policies that reduce plastic pollution. They might partner with environmental groups to campaign for cleaner water and air, adding the perspective of human health impacts to strengthen the case. For example, a coalition of nutritionists and doctors could support legislation for cleaner oceans by highlighting the contamination of seafood with microplastics and the potential risks to nutritional health. This kind of interdisciplinary alliance can be powerful: it frames plastic pollution not just as an ecological issue, but as an immediate public health concern that voters and officials should care about. Some in the wellness community have begun calling for a “mind-body-environment” approach – treating the environment as an extension of our body that needs care. Microplastic mitigation fits perfectly into this ethos. By championing cause-driven initiatives (beach clean-ups, plastic bag bans, etc.) and leading

91 Prata, J.C. et al. (2020). “Sources of microplastics in the environment.” *Environmental Science and Pollution Research*, 27(23), 29487–29506. <https://doi.org/10.1007/s11356-020-10838-9>

92 Klepeis, N.E. et al. (2001). “The National Human Activity Pattern Survey (NHAPS): A resource for assessing exposure to environmental pollutants.” *Journal of Exposure Science & Environmental Epidemiology*, 11, 231–252.

93 Wright, S.L., & Kelly, F.J. (2017). “Plastic and Human Health: A Micro Issue?” *Environmental Science & Technology*, 51(12), 6634–6647. <https://doi.org/10.1021/acs.est.7b00423>

community events, wellness organizations can enhance their social responsibility profile and truly embody the principle that wellness is more than personal—it's global.

In bringing microplastic awareness into wellness programming, it's important to maintain scientific accuracy and avoid pseudoscience. The wellness field at times has been criticized for trends that aren't evidence-based. Here, there is a solid (and growing) scientific foundation linking microplastics to health risks. Wellness professionals should ground their recommendations in credible research – for instance, referencing studies about microplastics in drinking water or the benefits of antioxidants – to build trust and efficacy. As new evidence emerges, they should update their guidance, perhaps collaborating with researchers to stay at the forefront. This marriage of cutting-edge science with practical lifestyle change is where the wellness industry excels.

By embedding microplastic exposure reduction into the fabric of wellness culture, we empower individuals to take control of an aspect of their health that might otherwise seem too vast or nebulous. Each person who chooses a refillable bottle over a plastic one, or a gym that values sustainability, contributes to a cumulative reduction in microplastics and a demand for healthier environmental practices. In turn, these bottom-up changes reinforce and accelerate the top-down policies – creating a virtuous cycle of change.

Protecting human wellness in the age of microplastics will ultimately demand rethinking our relationship with plastics at every level of society. The framework presented here offers a starting point, grounded in current evidence and best practices, to drive that transformation. It is a call to action for policymakers, industry leaders, health practitioners, and individuals alike to work in concert in preventing and reducing microplastic pollution and to promote innovations that keep us and our planet healthy. The task is urgent, but by taking decisive action now, we can safeguard both our own biological resilience and the wellbeing of future generations.

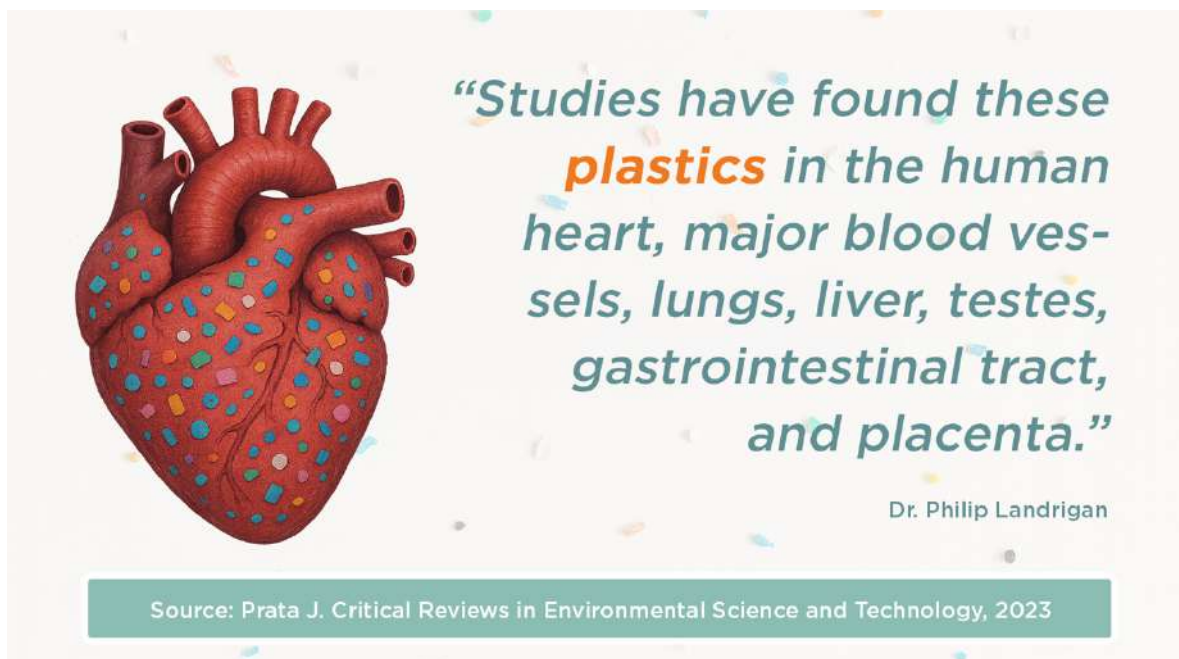
Conclusion – Toward a Healthier Future: The framework for action against microplastics in human health involves interlocking pieces: personal prevention, environmental reduction, emerging medical solutions, and holistic wellness integration. Advances on all these fronts are encouraging. Governments are recognizing the right to be free from plastic contamination ; scientists are innovating filters and materials to clean our water and food ; doctors are beginning to consider how to treat a new class of pollutant within the body; and individuals, guided by both experts and the wellness movement, are making impactful changes in their daily lives. The road ahead requires sustained commitment and collaboration across disciplines.

Microplastics present an interdisciplinary challenge – one that sits at the nexus of environmental science, medicine, public policy, and community behavior. Likewise, the solutions must be interdisciplinary.

By implementing the strategies detailed in this section – from banning unnecessary plastics to filtering drinking water to educating consumers – we move closer to a future where human bodies (and especially our brains and hearts) are free from the insidious infiltration of plastic debris.

Protecting human wellness in the age of microplastics will ultimately demand rethinking our relationship with plastics at every level of society. The framework presented here offers a starting point, grounded in current evidence and best practices, to drive that transformation. It is a call to action for policymakers, industry leaders, health practitioners, and individuals alike to work in concert in preventing and reducing microplastic pollution and to promote innovations that keep us and our planet healthy. The task is urgent, but by taking decisive action now, we can safeguard both our own biological resilience and the wellbeing of future generations.

6. FRAMEWORK FOR ACTION



The evidence gathered throughout this White Paper highlights the pervasive presence of microplastics in both the environment and the human body. Tiny plastic fragments have been documented in virtually every corner of the planet – from the deepest ocean trenches to high mountain peaks – and are now pervasive in air, water, and soil. Correspondingly, human exposure to microplastics is continuous and multi-pathway. Particles have been detected in our food and beverages, infiltrating staples from seafood and salt to produce and drinking water. They are also present in indoor and outdoor air, where they can be inhaled. As a result, microplastics have been found throughout the human body, appearing in bloodstream samples, lung tissue, and even the placenta of unborn children. This ubiquity means that no organ system is truly insulated from potential contact with microplastics.

The health impacts of this exposure are only beginning to be understood, but the findings so far are cause for concern. Ingested or inhaled microplastic particles can trigger inflammation and oxidative stress at the cellular level, owing both to the plastic itself and associated toxic chemicals (additives or pollutants that hitchhike on plastic surfaces). Research in animals and cell models has demonstrated that microplastics can damage cells and induce immune responses; for example, microscopic plastic fragments have been shown to disrupt gut microbiota and intestinal barriers, and cause tissue irritation in lungs. Some of the established toxicological effects include physical tissue damage, carryover of harmful chemicals (like endocrine-disrupting phthalates and bisphenols leaching from plastics), and enhancement of oxidative stress which can in turn contribute to chronic inflammation. These mechanisms link microplastic exposure to a range of suspected health issues in humans. Indeed, emerging epidemiological evidence has begun connecting high microplastic burdens with systemic illness: one recent study found that people with greater concentrations of plastic particles in their arteries had significantly higher risks of heart attack, stroke, and cardiovascular death. Another investigation reported correlations between elevated microplastic levels in bodily tissues and metabolic disorders such as diabetes, though causation remains unproven. Such findings align with the broader scientific concern that chronic exposure to microplastics could be a contributing factor to illnesses ranging from cancer to immune dysregulation.

Among the various potential health effects, the neurological implications of microplastics have emerged as a particularly urgent frontier. Research indicates that micro- and nanoplastics are capable of crossing critical protective barriers in the body. For instance, laboratory experiments show that ingested microplastics can cross the intestinal lining and enter the bloodstream, from which they may travel to organs like the liver, kidneys, and even the brain. Worryingly, scientists have now demonstrated that some particles can pass through the blood-brain barrier – a defense that normally keeps harmful substances out of the brain. In one study, mice given drinking water contaminated with microplastics for only a few weeks ended up with plastic particles in their brain tissue, and these mice

began to exhibit cognitive deficits akin to dementia. This suggests a direct neurotoxic effect of microplastics, at least in animal models. Consistent with those results, a landmark 2025 human autopsy study revealed astonishing levels of microplastics in human brains. Researchers found that brain tissue from deceased individuals contained on average many times more microplastic particles than corresponding samples from the liver or kidney, indicating a propensity for plastics to accumulate in the brain. Intriguingly (and ominously), the same study noted that the brains of patients who had suffered from dementia contained 3-5 times higher microplastic concentrations than those of people without neurodegenerative disease. While this correlation does not prove that microplastics cause dementia, it raises the question of whether long-term plastic exposure could contribute to cognitive decline or other neurological disorders. What is clear is that the human brain – our most sensitive organ – is not impervious to microplastics. Particles have been observed in the olfactory region of the brain and now even in its deeper structures, underscoring that microplastics truly permeate the human system from conception (via placental transfer) all the way through to old age.

In summary, the key findings of this report are:

- Microplastics are now a ubiquitous contaminant in the human environment and body, making exposure universal and unavoidable given current conditions.
- There is mounting evidence that such exposure is not benign – it is associated with a spectrum of adverse health effects, from cardiovascular and metabolic issues to potential impacts on development, immunity, and cancer risk.
- In particular, the ability of microplastics to reach the brain and possibly interfere with neurological health is an alarming discovery, meriting special attention.
- Major pathways for microplastic exposure include ingestion (contaminated food and water) and inhalation (airborne particles), meaning that everyday activities like eating, drinking, and breathing are the avenues through which these particles enter our bodies. Each of these insights points to an unfolding public health concern that is global in scope.



© iStock™ undefined undefined

Urgency of Action

Clearly, decisive action is urgently needed to address the microplastics problem. The scale of human exposure is massive, and it is increasing every year as plastic production and fragmentation continue unabated. One cannot opt out of exposure; even drinking water and table salt have been shown to contain microplastics in many parts of the world. It is therefore imperative to treat microplastic pollution as a serious and immediate public health issue, not a distant environmental worry. There is a growing consensus in the scientific community that we cannot wait for absolute certainty before responding to this threat. By the time the health effects are fully understood, it could be too late to reverse them for those who have been exposed for decades.

Furthermore, the microplastics issue exemplifies a cumulative and intergenerational risk. The particles we are being exposed to today may linger in our bodies or environments for years to come. If this trend continues, the next generation will carry an even higher body load of synthetic particles from birth. The long-term consequences of such an internalized pollutant are simply unknown, but could plausibly include higher rates of neurodegenerative disease, immunological disorders, or other chronic conditions. This uncertainty, combined with the hints of serious harm already observed, argue for applying the precautionary principle. In public health terms, that means taking preventive action now – to reduce microplastic emissions and human exposure – rather than waiting for definitive proof of specific diseases caused by microplastics. The potential stakes (damage to human brain development, etc.) are too high to adopt a “wait and see” approach.

Microplastics pollution has been called a “silent” or “insidious” threat because it operates at a microscopic scale yet is pervasive globally. But it is now silent no more: scientists are sounding the alarm with increasing urgency. We must treat microplastics as an immediate priority for public health and environmental policy. The window of opportunity to mitigate this problem – before exposures climb further – is closing. Each year of inaction allows more plastic to accumulate in our ecosystems and our bodies, potentially compounding future harms. Microplastics are compromising our healthspan and challenging our longevity.

Strategic Research Priorities

Addressing the microplastics and health crisis requires knowledge-driven action. As noted, there remain significant gaps in our understanding of how microplastics affect human health, especially over the long term. A recent commentary in *Nature* captured this point bluntly: tiny plastics are being found everywhere, even in human brains, “but it is not yet clear which findings can be trusted and what they might mean”. In other words, while the presence of microplastics is indisputable, the precise mechanisms and magnitude of their health impacts are still being determined. A coordinated research agenda is needed to fill critical knowledge gaps and guide effective interventions. Below, we outline key strategic research priorities that have emerged from the assessment of current evidence:

1. **Mechanistic Studies:** First and foremost, we need detailed mechanistic investigations into how microplastics interact with human biology. This includes toxicological studies at the cellular and molecular level to determine how microplastic particles (and the chemicals they carry) cause damage. For example, do microplastics trigger inflammation in the brain or disrupt neurotransmitter function? Do nanoplastics penetrate cell membranes and interfere with gene expression or cause DNA damage? Understanding these pathways – such as oxidative stress induction, endocrine disruption, or immune modulation – is crucial. In particular, focused research should examine how microplastics affect neurodevelopment and cognitive function (e.g. in animal models of developing brains) to illuminate possible links to autism, neurodegeneration, or other conditions. Clarifying mechanisms will help determine whether microplastics are merely correlates of disease or active contributors, and could identify biomarkers of exposure and early effect.
2. **Epidemiological Studies:** Currently, human data on microplastics and health outcomes is very limited. To address this, robust epidemiological studies should be launched to track microplastic exposure in populations and correlate it with health metrics. This might involve measuring microplastic levels in biological samples (blood, stool, even tissues obtained during surgeries or autopsies) and looking for associations with disease incidence or markers (for instance, cardiovascular disease rates, cognitive decline scores, inflammatory markers, etc.). Large cohort studies across different regions – including highly exposed groups (such as communities relying on seafood or using a lot of plastic products) – would be especially informative. Case-control studies could explore links between microplastic loads and specific diseases (like comparing microplastic levels in cancer patients vs. healthy controls). Such

epidemiological evidence is essential for risk assessment. One precedent is the study that found plastics in arterial plaques correlated with higher heart attack and stroke risk ; building on this, broader studies could confirm and quantify the risk across diverse populations. Over time, we should aim to develop a clear picture of what levels of internal microplastics might be “normal” versus harmful, and identify any dose-response relationships between exposure and health outcomes.

3. **Improved Detection Technologies:** A major obstacle in microplastics research has been the technical challenge of detecting the smallest particles – nanoplastics – in organs and fluids. Advancing analytical methods is therefore a priority. New techniques (for example, combining spectroscopy with microfluidics and nanoparticle tracking) are being developed to sensitively identify and quantify nanoplastics in human tissues. We need to support and standardize these innovations, enabling laboratories around the world to reliably measure microplastics down to the nanometer scale in blood, urine, cerebrospinal fluid, and biopsy samples. Improved detection will open the door to more definitive studies (as scientists can then confidently measure an individual’s internal exposure). It will also allow for monitoring the effectiveness of any interventions (e.g. do microplastic levels drop if a person switches their diet or environment?). Parallel to detection in humans, environmental monitoring techniques should also improve, so that we can trace how microplastics move through food chains and into people. In summary, investing in state-of-the-art analytical chemistry and imaging methods is foundational – you can’t manage what you can’t measure.
4. **Microplastic Removal Strategies:** There is great potential in exploring how to best remove microplastics from the human body. As noted in Section 5, research potential in this field, as highlighted by Bornstein et al (2025), include: larger patient cohorts and quantitative analyses, such as pyrolysis gas chromatography mass spectrometry, are required to confirm the effective removal of MNPs through therapeutic apheresis. This should include measuring MNP levels in plasma samples before and after apheresis, as well as in eluates, across multiple cycles. Such analyses will help determine particle removal from blood and tissues and assess correlations with symptom improvement in conditions like ME/CFS. “We recommend a comprehensive study on the removal of MNPs using various filter systems with different pore sizes to develop strategies for both preventing uptake and facilitating detoxification of accumulated particles⁹⁴.”
5. **Longitudinal and Life-Course Studies:** We must recognize that microplastic exposure begins early – potentially in utero – and continues throughout life. Longitudinal studies are needed to track individuals over extended periods, to observe how cumulative microplastic exposure relates to health trajectories. For example, birth cohort studies could measure microplastics in placentas and then follow the children for years, assessing developmental milestones, cognitive performance, allergy/asthma incidence, etc., to see if high early exposure has lasting effects. Similarly, studies in older adults could examine whether lifelong microplastic accumulation correlates with earlier onset of age-related diseases (like dementia or arthritis). Monitoring cohorts across the life course, with periodic assessments of microplastic burden and health status, would provide invaluable insight into timing (are certain life stages like infancy or pregnancy especially critical?) and latency (do illnesses manifest decades after high exposure?). Animal models can complement this by literally examining generation-to-generation impacts (there is already evidence that microplastics ingested by pregnant rodents can affect offspring’s neurodevelopment). In human studies, longitudinal designs will help move from correlation to stronger inference about causality, especially if combined with intermediate endpoint measurements (e.g. changes in MRI brain scans or blood biomarkers over time in relation to microplastic levels).
6. **Interdisciplinary Data Sharing and Collaboration:** The complexity of the microplastics issue – spanning environmental science, biology, toxicology, public health, neurology, and more – demands an interdisciplinary approach. A strategic priority is to establish platforms for collaboration and data-sharing among researchers in different domains and across countries. This could take the form of international research consortia or working groups focused on microplastics and human health, possibly under the auspices of global organizations or major research funders. Creating centralized databases of microplastics findings (for instance, a repository of measured microplastic concentrations in various human samples, linked to health records) would enable meta-analyses and more powerful statistical evaluations. It’s also critical

94 Bornstein, Stefan & Gruber, Timo & Katsere, Danai & Attaoui, Ayoub & Wohlsperger, Leopold & Yaman, Mohamad & Kanczkowski, Waldemar & Piwernetz, Gunther & Straube, Richard & Voit-Bak, Karin & Licinio, Julio & Steenblock, Charlotte. (2025). Therapeutic apheresis: A promising method to remove microplastics?. *Brain Medicine*. 1-2. 10.61373/bm025i.0056.

to harmonize research protocols – agreeing on standard methods for sampling, measuring, and reporting microplastics – so that studies are comparable and can be pooled. By breaking down silos between environmental scientists, medical researchers, and epidemiologists, we can accelerate the translation of discoveries (for example, an environmental study identifying a high-risk exposure route can quickly inform a clinical study on affected communities). An interdisciplinary, open-science ethos will ensure that data on microplastics' distribution and effects are rapidly integrated into a coherent body of knowledge that can inform policy. Given the global nature of the problem, scientists worldwide should be encouraged and enabled to contribute to this collective effort.

7. **Measuring Microplastics in the Human Body:** A recent publication has highlighted the need for a consistent measuring system for detecting, identifying, analysing and quantifying microplastics and nanoplastics in biological samples, particularly in the human body. The authors note that current techniques are more suited to use with water samples – e.g. ocean and river pollution – rather than to human organs, which are more complex. Corresponding author, Baoshan Xing of the Stockbridge School of Agriculture, University of Massachusetts, Amherst, noted that “There are no accepted protocols yet. Without standard methods, it’s hard to compare plastic levels across studies or turn them into health guidelines. A clear, shared toolkit would let scientists quantify risks with the same confidence we expect in other areas of environmental health.⁹⁵ The authors of the article state that labelling strategies need to be designed based on a full characterization of microplastics and nanoplastics in natural organisms, including polymer types, shapes and surface functionality. And they highlight that machine learning algorithms can greatly reduce the labour time and cost of microplastics and nanoplastics identification and characterization.⁹⁶
8. **Research Priorities for Risk Assessment:** The UK Food Standards Agency (FSA) is currently performing a critical literature review on the microbiological colonisation of micro- and nanoplastics and their significance to the food chain. The critical review is expected to present an overview of micro- and nanoplastics in the environment, the interaction of micro- and nanoplastics and micro-organisms, the identification of key pathways by which these microbiologically contaminated materials could enter the food chain from environmental sources (e.g. water, soil, and air), and the risk(s) that these might pose to the consumer.⁹⁷ The UK Committee on Toxicity (COT) reports that the National Institute for Health Research Health Protection Unit in Environmental Exposures and Health at Imperial College London is also carrying out research to determine whether microplastics have detrimental human health effects. The WHO is following up its report on microplastics in drinking water with a more comprehensive assessment of the potential implications for human health of dietary and inhalation exposure to nano- and microplastic particles. International Life Sciences Institute (ILSI) Europe, in cooperation with a number of public and private organizations, is exploring the possibility of establishing a reference library for microplastics.⁹⁸ And the European Food Safety Agency has been focusing on micro-nanoplastics for some years⁹⁹ and initiated in early 2025 a collaborative research project to develop standardised methodologies for the accurate measurement of micro-nanoplastic presence in Europe’s food supply.

In summary, a strategic research agenda on microplastics and health should be comprehensive and synergistic. It will span fundamental research (to uncover mechanisms), observational research (to map exposure and outcomes in populations), and technical innovation (to improve measurement and analysis), all underpinned by a spirit of collaboration. Time is of the essence: research must keep apace to answer the most pressing question – what is all this plastic doing to us, and how can we mitigate any harm?

95 Jordan Joseph. Easier method helps detect and measure the amount of plastic particles in human bodies. <https://www.earth.com/news/detecting-and-measuring-levels-of-plastic-particles-in-human-body-tissue/>

96 Zhao, J., Lan, R., Tan, H. et al. Detection and characterization of microplastics and nanoplastics in biological samples. *Nat Rev Bioeng* (2025). <https://doi.org/10.1038/s44222-025-00335-0>

97 FSA. A critical review of microbiological colonisation of nano- and microplastics (NMPs) and their significance to the food chain. <https://doi.org/10.46756/sci.fsa.xdx12>

98 COMMITTEE ON TOXICITY, UK, Overarching statement on the potential risks from exposure to microplastics, 2021. Section 141, p.24. https://cot.food.gov.uk/sites/default/files/202102/COT%20Microplastics%20Overarching%20Statement%202021_final.pdf

99 EFSA FCM Network Meeting 24 November 2022. <https://www.efsa.europa.eu/sites/default/files/2023-01/29%20%E2%80%9320EFSA%2C%20Microplastics%2C%20S.%20Rainieri%2C%20A.%20Maggiore.pdf>

Policy and Governance Recommendations

Scientific knowledge must inform policy action. Governments and regulatory bodies around the world now face the challenge of crafting responses to microplastics that protect public health and the environment. Given the transboundary and pervasive nature of microplastic pollution, a multi-layered governance approach is required – locally, nationally, and globally. Here we present key policy and governance recommendations to address current gaps and bolster protections:

- **Close Regulatory Gaps for Microplastics:** Policymakers should review and update existing environmental and health regulations to explicitly include microplastics. Many current laws were not written with microscopic plastic particles in mind. For example, drinking water standards and food safety limits may need to incorporate acceptable levels (if any) of microplastics, based on the latest science. Regulatory agencies should accelerate the phase-out of intentionally added microplastics in products (such as microbeads in cosmetics, which a number of countries have already banned) and extend such bans to other avoidable sources (like plastic glitter or pellets used in consumer goods). Controls on industrial processes that produce microplastic waste (for instance, plastic pellet handling, textile manufacturing that sheds microfibers, or tire wear debris from transportation) should be tightened. Essentially, microplastics should be treated as a pollutant subject to oversight, similar to how we regulate chemical toxins in air and water.
- **Protect the Public through Exposure Reduction:** Governments can take direct actions to reduce human exposure to microplastics. This can include setting requirements for filtration systems in water treatment plants to capture microplastics before they reach consumers. Some jurisdictions are already moving in this direction – for instance, installing filters on washing machines (to trap microfibers) is becoming a recommended or mandated practice in certain places. Air quality regulations might need updating to consider airborne microplastic fibers in indoor and outdoor settings. Public health agencies should issue guidelines on simple steps citizens can take (such as ventilating indoor spaces to reduce dust, or avoiding microwaving food in plastic containers, etc.), effectively translating emerging science into practical advice. Consumer product labeling could be introduced to inform buyers about the presence of microplastics or the shedding propensity of products (for example, a label indicating that a synthetic garment sheds X microfibers per wash, alongside guidance on how to minimize that). By making the invisible threat more visible through information and standards, the public can be better shielded. It's worth noting that vulnerable communities – those with high seafood diets, or using poorly regulated water sources, etc. – may need special attention and resources to mitigate exposure.
- **Support High-Impact Research and Innovation:** Policymakers should recognize that solving the microplastics crisis will require scientific and technological breakthroughs, and thus should allocate funding and incentives for research as a matter of priority. This could mean increasing grants for studies on microplastic health effects (filling the gaps discussed earlier) and for engineering solutions (like new biodegradable materials or advanced filtration). Governments might establish dedicated research centers or task forces on microplastics and human health, bringing together experts across fields. In addition, innovation challenges or public-private partnerships could spur the development of, say, better water filters, biodegradable plastics that truly break down without microplastic residue, or methods to remove microplastics from the environment (such as ocean cleanup technologies or methods to degrade microplastics in wastewater). By investing in research and innovation, policymakers will not only gain better information for risk management but also tools to combat the problem more effectively. Importantly, regulators should be prepared to act on preliminary evidence in a precautionary way – as was done historically with issues like lead in gasoline or BPA in plastics – rather than demanding absolute proof of harm before intervening.
- **Global Frameworks and Treaties:** Because plastic pollution transcends national borders (microplastics travel through air and ocean currents, and international trade moves plastic products everywhere), a coordinated global response is crucial.

United Nations Plastics Treaty

After years of planning, lobbying, and ever more compelling scientific evidence of the harm caused by plastic pollution, talks in Geneva in the second week of August 2025 failed to produce the UN Plastics Treaty that many had hoped would reduce the flood of plastics into the environment, including into human bodies.

The world's media responded:

BBC, 15 August 2025

Global talks to develop a landmark treaty to end plastic pollution have once again failed. The UN negotiations, the sixth round of talks in just under three years, were due to end on Thursday but countries continued to negotiate into the night in the hopes of breaking a deadlock. There remained a split between a group of about 100 nations calling for curbs on production of plastic, and oil states pushing for a focus on recycling. The core dividing line between countries has remained the same throughout: whether the treaty should tackle plastics at source – by reducing production – or focus on managing the pollution that comes from it. The largest oil-producing nations view plastics, which are made using fossil fuels, as a vital part of their future economies, particularly as the world begins to move away from petrol and diesel towards electric cars. The group, which includes Saudi Arabia and Russia, argue that better waste collection and recycling infrastructure is the best way of solving the problem, a view shared by many of the producers themselves.

"Plastics are fundamental for modern life - they go in everything," said Ross Eisenberg, president of America's Plastic Makers, a trade association for the plastic production industry in the United States.

"Focusing on ending plastic pollution should be the priority here, not ending plastic production," he added, warning that attempts to substitute plastics with other materials could lead to "unintended consequences".

But many researchers warn that this approach is fundamentally flawed. Global recycling rates are estimated at only about 10%, with limits on how far that can rise.

CNN, 15 August 2025

Despite wide agreement on the need to deal with the plastics crisis there has been huge division over how. The main points of contention have been whether the treaty should tackle plastic production at source, and place limits on the amount of new plastic churned out. Many petrochemical producing nations and companies see plastics as vital to their economies and bottom lines, especially as the world moves away from fossil fuel energy and toward renewables. They point to the vital role plastics play in society – from medical instruments to food packaging – and have pushed for action to focus on its end of life. But many countries and campaigners say the crisis cannot be solved without addressing exponential increases in plastics consumption, and that recycling rates have remained stubbornly low for decades.¹⁰⁰.

NEW YORK TIMES 15 August 2025

Negotiations over a global plastic pollution treaty collapsed on Friday August 15, as countries failed to bridge wide gaps on whether the world should limit plastic manufacturing and restrict the use of harmful plastic chemicals. Environmental groups accused a small number of petroleum-producing nations, which make the building blocks of plastic, of derailing an ambitious effort to tackle plastic waste.¹⁰¹

THE GUARDIAN, 15 August 2025

By ensuring the collapse of UN talks seeking the first legally binding agreement on tackling plastic pollution, blockers in Geneva have failed the next generation. Most states are willing, even determined, to act. But the US joined petrostates obstructing action. Their children too will live to regret that.¹⁰²

100 <https://edition.cnn.com/2025/08/15/climate/global-plastics-treaty-pollution-failure-un>

101 <https://www.nytimes.com/2025/08/15/climate/plastic-pollution-treaty-talks-collapse.html>

102 https://www.theguardian.com/commentisfree/2025/aug/15/the-guardian-view-on-the-collapse-of-environmental-talks-petrostates-blocked-a-global-plastics-deal-but-we-must-not-despair?CMP=share_btn_url

EURO NEWS, 15 August 2025

'Abject failure': Talks on landmark plastics treaty end in Geneva with no agreement

"I am disappointed, and I am angry," France's Minister for Ecological Transition, Agnès Pannier-Runacher, said.

"I am disappointed because a handful of countries, guided by short-term financial interests rather than the health of their populations and the sustainability of their economies, blocked the adoption of an ambitious treaty against plastic pollution. Yet the scientific and medical evidence is overwhelming: plastic kills. It poisons our oceans, our soils, and ultimately, it contaminates our bodies."

"And I am angry because France, together with the European Union and a coalition of more than 100 countries from every continent — developed and developing, determined and ambitious — did everything possible to obtain an agreement that meets the urgency of the moment: to reduce plastic production, ban the most dangerous products, and finally protect the health of our populations."

Saudi Arabia said both drafts lacked balance, and Saudi and Kuwaiti negotiators said the latest proposal takes other states' views more into account and addresses plastic production, which they consider outside the scope of the treaty¹⁰³.

SBS NEWS, Australia, 16 August 2025

The future of the UNEP negotiations is now uncertain and while some countries have committed to resuming negotiations, others expressed that they have lost faith after repeated attempts. On current trends, annual production of fossil-fuel-based plastics will nearly triple by 2060 to 1.2 billion tonnes, while waste will exceed one billion tonnes, according to the Organisation for Economic Cooperation and Development¹⁰⁴.

Campaigners pledge to press on with their campaign.

103 <https://www.euronews.com/green/2025/08/15/abject-failure-talks-on-landmark-plastics-treaty-end-in-geneva-with-no-agreement>

104 <https://www.sbs.com.au/news/article/global-plastics-treaty-negotiations-fall-apart/s4bavwv7g>

- Despite the failure of the negotiations for a UN Plastics Treaty, The Lancet with Boston College is launching an independent, indicator-based global monitoring system: The Lancet Countdown on health and plastics. This Countdown will identify, track, and regularly report on a suite of geographically and temporally representative indicators that monitor progress toward reducing plastic exposures and mitigating plastics' harms to human and planetary health¹⁰⁵.
- Alongside the treaty, existing international agreements and bodies can integrate microplastics into their agendas: for example, the Stockholm Convention could consider plastic additives as persistent pollutants, and the WHO could continue its assessments toward health guidelines for microplastics in water. Recently, the United Nations has also begun to frame plastic pollution as a human rights issue, acknowledging that a clean and healthy environment is part of the right to health. In April 2025 the UN Human Rights Council adopted a landmark resolution declaring that plastic pollution (especially in oceans) undermines fundamental rights such as the rights to health, food, and water, and calling on governments to strengthen policies accordingly. This momentum at the highest international level should be harnessed to push for stronger governance. In short, global cooperation – through treaties, UN agencies, and multinational research initiatives – will amplify individual country efforts and ensure that microplastics are tackled as the planetary-scale problem that they are.
- Enforcement and Accountability: Crafting regulations and agreements is only the first step; ensuring compliance is equally important. Governments should set up monitoring programs to track microplastic levels in the environment and in populations, as metrics of progress. Environmental agencies might conduct regular audits of industries known to emit microplastics (like plastic manufacturers, textile producers, etc.), enforcing penalties for non-compliance with best practices. Internationally, transparency mechanisms under the global treaty could require nations to report their plastic production, waste management, and microplastic pollution data. Engaging civil society and researchers in watchdog roles can further drive accountability – for instance, community science projects that measure local microplastic pollution can hold authorities accountable and raise public awareness. Ultimately, a robust governance approach will align the incentives of industry (through regulations and possibly extended producer responsibility schemes) and society's health goals. Pollution should not be free – by internalizing the costs of plastic pollution, via cleanup taxes or requiring producers to finance recycling and filtration infrastructure, policymakers can motivate a shift away from the status quo.
- Industry and business (from big manufacturing to small startups) need to step up with responsibility and creativity. The very source of the problem – the production and use of plastics – lies in the domain of industrial choice and design. Businesses should aggressively pursue materials innovation (why wrap products in material that becomes a toxin, when safer alternatives exist?), adopt circular economy principles, and be transparent about the microplastic footprints of their products. Those that do will not only help solve the problem but likely earn trust and loyalty from an increasingly informed consumer base. The wellness sector, as detailed, can be a vanguard in this transformation, proving that reducing plastics is compatible with, and even enhances, a healthy lifestyle brand.
- Lastly, individuals have a voice and a choice. As consumers, we can demand plastic-free options and support companies that prioritize sustainability. As citizens, we can vote for leaders and policies that address pollution and hold them accountable. And in our daily lives, we can make changes that, collectively, do make a difference – whether it's carrying a reusable bottle, installing a water filter at home, or educating our families and communities about microplastics. Personal actions not only reduce one's own exposure but also build the social momentum needed to drive systemic change. Every plastic item we refuse, every petition we sign, every conversation we start about this issue contributes to the larger solution.

In conclusion, policy and governance measures for microplastics should span from local interventions (like upgrading water filters) to sweeping international agreements (like the UN Plastics Treaty), all aimed at one outcome: reducing the amount of microplastic in our environment and our bodies, and thereby reducing the risk to human health.

105 Landrigan PJ, Dunlop S, Treskova M, Raps H, Symeonides C, Muncke J, Spring M, Stegeman J, Almroth BC, Chiles TC, Cropper M, Deeney M, Fuller L, Geyer R, Karasik R, Mafira T, Mangwiro A, Matias DM, Mulders Y, Park Y, Velis CA, Vermeulen R, Wagner M, Wang Z, Whitman EM, Woodruff TJ, Rocklöv J. The Lancet Countdown on health and plastics. *Lancet*. 2025 Aug 1;S0140-6736(25)01447-3. doi: 10.1016/S0140-6736(25)01447-3. Epub ahead of print. PMID: 40769171.

It is often said that we do not inherit the Earth from our ancestors; we borrow it from our children.

Right now, we are on course to bequeath to future generations a world interwoven with plastic particles - in the water they drink, the food they eat, and the very flesh of their bodies. This is a fate that in good conscience we cannot accept. The good news is that awareness is growing, scientific understanding is advancing, and feasible solutions are at hand. What remains is for us to exercise the will to implement those solutions on the scale required. It is our hope that this White Paper will serve as both a warning and a source of hope: a warning that the time to act is now, and hope in the knowledge that a better path is available if we choose it.



SOURCES

Section 1 - Sources

Campen, M. J. et al. (2025). "Bioaccumulation of microplastics in decedent human brains." *Nature Medicine* 31: 1114-1119. (Autopsy study confirming micro- and nanoplastics in human brain, liver, and kidney tissue; finds significantly higher brain microplastic levels in 2020s decedents compared to 2010s, and even greater accumulation in the brains of individuals who had dementia.)

Carrington, D. (2025). "Microplastics in placentas linked to premature births, study suggests." *The Guardian*, 30 Jan 2025. (News report on a 2025 study finding higher microplastic concentrations in placentas from preterm births than full-term births, discussing inflammation as a possible mechanism.)

Parker, L. (2023). "Microplastics are in our bodies. How much do they harm us? The science is unsettled, but researchers say there is cause for concern." *National Geographic*, 8 May 2023. (Detailed feature on microplastic exposure in humans; highlights detection of microplastics in blood and lungs, and examines the unknown health implications with input from researchers.)

Perkins, T. (2025a). "Microplastics can block blood vessels in mice brains, researchers find." *The Guardian*, 11 Feb 2025. (Coverage of a 2025 *Science* study from Peking University showing that microplastics traveling through mice brains lodged in capillaries, causing stroke-like blockages and motor impairments.)

Perkins, T. (2025b). "Microplastics found in human ovary follicular fluid for the first time." *The Guardian*, 19 Apr 2025. (Reports on a 2025 Italian study detecting microplastics in 14 out of 18 women's ovarian follicular fluid; discusses implications for female fertility and notes microplastics' presence throughout the body, crossing placental and brain barriers.)

Raubenheimer, K. (2024). "Scientists reviewed 7,000 studies on microplastics. Their alarming conclusion puts humanity on notice." *The Conversation*, 20 Sept 2024. (Summarizes a *Science* journal review on microplastics; concludes they are ubiquitous and harmful, urging urgent global action.)

Stapleton, P. A. et al. (2024). "Maternal inhalation of nano/microplastics during gestation causes multi-organ microplastic accumulation in neonatal rats." *Science of the Total Environment* 868: 161915. (Rutgers-led study demonstrating that inhaled microplastics in pregnant rats crossed the placenta and were retained in offspring organs - including lungs, liver, heart, kidney, and brain - two weeks after birth.)

Tiny plastic particles found in human egg and sperm fluids. *Earth.com*, July 5, 2025.

United Nations Human Rights Council. (2025). Resolution on "The human right to a clean, healthy and sustainable environment: plastic pollution and ocean protection." A/HRC/52/L.56 (Adopted 3 April 2025). (Landmark UNHRC resolution formally recognizing the linkage between plastic pollution (including microplastics), ocean health, and human rights, and calling for global actions to address the plastics crisis in light of its threat to human wellbeing.)

Xu, J.-L., Wright, S., Rauert, C., & Thomas, K. V. (2025). "Are microplastics bad for your health? More rigorous science is needed." *Nature* 639(8054): 300-302. (Commentary in *Nature* calling for higher-quality research on microplastic health effects; notes particles are found everywhere - even in the human brain - but that causative impacts remain unclear.)

Yakovenko N, Pérez-Serrano L, Segur T, Hagelskjaer O, Margenat H, Le Roux G, Sonke JE. Human exposure to PM10 microplastics in indoor air. *PLoS One*. 2025 Jul 30;20(7):e0328011. doi: 10.1371/journal.pone.0328011. PMID: 40737229; PMCID: PMC12310009.

Section 2 - Sources

Campen, M. J. et al. (2023). Microplastics and nanoplastics in the heart and bloodstream: Potential health impacts. *Plastic Health Review (Minderoo-Monaco Commission report)*. (Commission report highlighting microplastics in vital organs and urging global action).

Campen, M. J. et al. (2024). Quantitation and identification of microplastic accumulation in human placentae. *Toxicological Sciences* 199(1): 81-89.

Carrington, D. (2024). Microplastics found in every human placenta tested in study. *The Guardian*, 27 Feb 2024.

Huang, Y. et al. (2025). Microplastics in the bloodstream can induce cerebral thrombosis by obstructing brain capillaries (Mouse study report). *Nature Briefing (News)*.

Ibrahim, Y. S. et al. (2024). Detection of microplastics in human tissues and organs: A scoping review. *Journal of Global Health* 14(6): 06012.

Kannan, K. & Vimalkumar, K. (2021). A Review of Human Exposure to Microplastics and Insights Into Microplastics as Obesogens. *Frontiers in Endocrinology* 12: 724989.

Leslie, H. A. et al. (2022). Discovery and quantification of plastic particle pollution in human blood. *Environment International* 163: 107199.

Li, D. et al. (2020). Microplastic release from the degradation of polypropylene feeding bottles during infant formula preparation. *Nature Food* 1: 746-754.

Main, D. (2024). Microplastics are infiltrating brain tissue, studies show: "There's nowhere left untouched". *The Guardian*, 21 Aug 2024.

Menichetti, A. et al. (2025). Penetration of Microplastics and Nanoparticles Through Skin: Effects of Size, Shape, and Surface Chemistry. *Journal of Xenobiotics* 15(1): 6.

Nihart, A.J., Garcia, M.A., El Hayek, E. et al. Bioaccumulation of microplastics in decedent human brains. *Nat Med* 31, 1114-1119 (2025). <https://doi.org/10.1038/s41591-024-03453-1>

Ragusa, A. et al. (2021). Plasticenta: First evidence of microplastics in human placenta. *Environment International* 146: 106274.

Sofield, R. M. et al. (2024). Exploring microplastic-induced gut disruption and gut-brain-axis linkages. *International Journal of Molecular Sciences* 25(10): 5674.

Sun, A. et al. (2023). Human Exposure to Microplastics and Its Associated Health Risks. *Environmental Health* 1(3): 139-149.

Zaraska, M. (2025). How Microplastics Get into Our Food. *Scientific American*, 27 Mar 2025.

Section 3 – Sources

Balch, B. (2024). Microplastics are inside us all. What does that mean for our health? AAMC News, June 27, 2024. (Overview of research on microplastics in human body and health impacts, including cognitive effects in mice.)

Carrington, D. (2024). Microplastic discovery in penises raises erectile dysfunction questions. *The Guardian (Environment)*, 18 June 2024. (Reports on study finding microplastics in human penile tissue, with discussion of implications for male fertility and ED.)

Chartres, N., Cooper, C.B., Bland, G., Pelch, K.E., Gandhi, S.A., Bakenra, A., & Woodruff, T.J. (2024). Effects of Microplastic Exposure on Human Digestive, Reproductive, and Respiratory Health: A Rapid Systematic Review. *Environmental Science & Technology*, 58(14), 10033–10045. (Comprehensive review of ~3,000 studies linking microplastics to colon cancer, lung cancer, infertility, and other health issues.)

Garcia, M.A., Abbasi, S., Herst, P.M., & Gawriluk, T.R. (2024). Quantitation and identification of microplastics accumulation in human placental specimens using pyrolysis-GC/MS. *Toxicological Sciences*, 199(1), 81–88. (Empirical study that detected microplastics in all human placentas examined, up to 790 Qg/g; identified polymers and raised concerns about fetal exposure.)

Gross, N., Hua, J., Najjar, R., (...), Zaman, M. (2025). Microplastics induce antibiotic resistance in environmental bacteria (Title tentative). *Applied and Environmental Microbiology*, 91(4), e02389–24. (BU study showing bacteria exposed to microplastics develop stronger biofilms and multi-drug antibiotic resistance.)

Kozlov, M. (2025). Your brain is full of microplastics: are they harming you? *Nature*, 638(8050): 311–313. (News feature summarizing recent findings of microplastics in human organs including brains, and discussing potential health effects and scientific uncertainties.)

Mallapaty, S. (2025). Microplastics block blood flow in the brain, mouse study reveals. *Nature*, 638(8049): 20. (Brief report on research from China demonstrating that microplastic-laden cells cause capillary blockages in mouse brains, impairing neurological function.)
Microplastics Could Be Turning E. Coli Into a Bigger Threat, Study Suggests. *Food & Wine*, July 2, 2025.

Mišlanová, C., Valachovičová, M., & Slezáková, Z. (2024). An Overview of the Possible Exposure of Infants to Microplastics. *Life (Basel)*, 14(3): 371. (Review focusing on infants' exposure to microplastics, covering sources, toxicity, and noting that microplastics induce inflammatory reactions and oxidative stress.)

Ross, J.M., Auffan, M., Durand, E., et al. (2023). Acute Exposure to Microplastics Induces Changes in Behavior and Inflammation in Young and Old Mice. *International Journal of Molecular Sciences*, 24(15): 12308. (Experimental study where mice given microplastics showed cognitive deficits similar to dementia and evidence of neuroinflammation; first report of such neurological effects in vivo.)

Stapleton, P.A., et al. (2024). Maternal respiratory exposure to nanoplastics delivers particles to offspring organs (Title tentative). *Science of the Total Environment*, 915: 165770. (Animal study demonstrating that inhaled nanoplastics in pregnant rats crossed the placenta, with particles detected in multiple offspring organs post-birth; highlights maternal-fetal transfer and potential health implications.)

UNICEF. Generation Plastic: Unpacking the impact of plastic on children. Nov 2024. <https://ceh.unicef.org/events-and-resources/knowledge-library/generation-plastic-unpacking-impact-plastic-children>

University of Rochester Medical Center – Researchers Find “Forever Chemicals” Impact the Developing Male Brain. *Medical Xpress*, July 3, 2025.7.

Wang, M., Wu, Y., Li, G., Xiong, Y., Zhang, Y., & Zhang, M. (2024). The hidden threat: Unraveling the impact of microplastics on reproductive health. *Science of the Total Environment*, 935: 173177. (Detailed review of microplastics' effects on reproductive systems: discusses hormone disruption, sperm damage, ovarian effects, placental issues, and calls for safeguarding reproductive health amid rising microplastic exposure.)

Woodruff, T.J. (2024). Microplastics in the Air May Be Leading to Lung and Colon Cancers. UCSF News release, Dec 18, 2024. (Press release summarizing the rapid review by Chartres et al. 2024, emphasizing suspected links between airborne microplastics and serious illnesses like lung cancer, colon cancer, and infertility, and urging policy action.)

Section 4 - Sources

American Chemical Society (ACS). "Cutting boards can produce microparticles when chopping veggies, study shows." ACS Press Release, 1 June 2023. (Summary of S.M. Iskander et al., *Environmental Science & Technology*, 2023).

Cha, Jihye, et al. "Microplastic and human health with focus on pediatric wellbeing: a comprehensive review." *Clinical and Experimental Pediatrics* 66 (2025): (in press). (Open-access review of microplastic exposure in infants and children, Korean Pediatric Society.)

Chartres, Nicholas, et al. "Impacts of Airborne Microplastics on Human Health – A Systematic Review." *Environmental Science & Technology* 58. Dec 18, 2024. (UCSF study linking inhaled microplastics to cancer, infertility, etc.)

Chinese Academy of Sciences (CAS). "Research: Crop Plants Are Taking Up Microplastics." CAS Newsroom – Earth Sciences, 14 July 2020. (Discusses Luo et al., *Nature Sustainability*, 2020, on plants absorbing microplastics.)

Marfella, Raffaele, et al. "Microplastics and Nanoplastics in Atheromas and Cardiovascular Events." *New England Journal of Medicine* 390, no.10 (2024): 900-910. DOI:10.1056/NEJMoa2309822. (Found microplastics in human arterial plaques; patients with microplastics had higher risk of heart attack/stroke.)

Murphy, Meg. "Microplastics a growing challenge to health and the environment." Harvard T.H. Chan School of Public Health News, 2 Jan 2025. (Interview with Dr. Shruthi Mahalingaiah; discusses surprising sources like tires and potential health impacts like cancers and vascular disease.)

Perkins, Tom. "Study finds microplastic contamination in 99% of seafood samples." *The Guardian*, 3 Feb 2025. (Reports a Portland State Univ. study on microplastics in seafood; notes most are fibers from clothing and potential human health threats.)

Raubenheimer, Karen. "Scientists reviewed 7,000 studies on microplastics. Their alarming conclusion puts humanity on notice." *Chemistry International* 47, no.1 (2025): 17-19. (Overview of microplastics pollution; lists main sources and calls for global action.)

Sa'adu, Ibrahim, & Andrea Farsang. "Plastic contamination in agricultural soils: a review." *Environmental Sciences Europe* 35 (2023): Article 13. (Comprehensive review of microplastics in farm soil, sources like sludge, mulch, irrigation, and effects on soil health and crops.)

Woodruff, Tracey J., et al. Press Release: "Microplastics in the air may be leading to lung and colon cancers." University of California – San Francisco (UCSF), 18 Dec 2024. (Media summary of UCSF systematic review on airborne microplastics and health, published in *ES&T*.)

Section 5 – Sources

ABC News, “Brain tissue may contain higher amounts of microplastics than other organs, study finds,” ABC News, 4 Apr 2023.

Adrienne Matei, “Pass the yogurt: can probiotics help negate the toxicity of plastic in our stomachs?” The Guardian, 27 Nov 2023.

Bobby Bascomb, “Invasive water hyacinths are effective at removing microplastics, study finds,” Mongabay News, 14 Apr 2025.

Consumer Reports Staff, “Eat Less Plastic: Microplastics in Food and Water – 6 Ways to Use Less Plastic,” Consumer Reports, 2019.

Facial Stimulation Clears Brain Waste and Boosts Aging Minds. Neuroscience News, June 5, 2025. (Institute for Basic Science study on glymphatic clearance).

Food & Wine Editors, “How to Avoid Microplastics in Everyday Life,” Food & Wine, 2023.
Judith Weis, “Laundry is a top source of microplastic pollution—here’s how to clean your clothes more sustainably,” The Conversation (via Phys.org), 15 Jan 2024.

Julia Musto, Researchers discover certain gut bacteria can protect you from toxic plastics that increase cancer risks. The Independent, 2 July 2025.

Laura López González, “I’m a Microplastics Researcher. Here’s How To Limit Their Dangers,” UCSF News Center, 27 Feb 2024.

Mick Kulikowski, “New Water Microcleaners Self-Disperse, Capture Microplastics and Float Up for Removal,” NC State News, 26 Mar 2025.

Microplastics, blood cleaning and Orlando Bloom – podcast. The Guardian Science Weekly, July 8, 2025.

Noor Al-Sibai, “Doctors Say They’ve Found a Way to Clean the Microplastics Out of Your Body,” Futurism, 13 Apr 2025.

Okra and fenugreek extracts remove up to 90 percent of microplastics from water. The Optimist Daily, July 2025. (Study published in ACS Omega).

Pew Charitable Trusts, “Navigating the U.N. Plastics Agreement: Pew’s Recommendations for a Global Solution,” Fact Sheet, 4 Apr 2024.

Researchers discover certain gut bacteria can protect you from toxic plastics that increase cancer risks. The Independent, July 2025.

Tom Perkins, “Antioxidants in fruits and flowers seem to counteract harmful effects of microplastics, study shows,” The Guardian, 24 Feb 2025.

United Nations Human Rights Council, “Resolution on the human right to a clean, healthy environment (plastic pollution),” UNHRC 52nd Session, Apr 2025.

Wang et al. (2024). Fighting microplastics: The role of dietary fibers in protecting health. Food Frontiers. DOI: 10.1002/fft2.437

Section 6 – Sources

Balch, B., Microplastics are inside us all. What does that mean for our health? AAMC News (27 June 2024).

Caramela, S., Make This Switch to Eat 90% Less Microplastics. VICE (8 March 2025).

Kozlov, M., Your brain is full of microplastics: are they harming you? Nature News Feature (11 February 2025).

Kuta, S., The human brain may contain as much as a spoon's worth of microplastics, new research suggests. Smithsonian Magazine (4 February 2025).

Mallapaty, S., Microplastics block blood flow in the brain, mouse study reveals. Nature News (23 January 2025).

Paxson, O., Doan, H., & Deguerre, M., Microplastics are everywhere. Here's how to curb plastic pollution. World Economic Forum (8 November 2023).

Prata, J. C. 2023. Microplastics and human health: Integrating pharmacokinetics. *Critical Reviews in Environmental Science and Technology*, 53(16), 1489-1511. <https://doi.org/10.1080/10643389.2023.2195798>

Raubenheimer, K., Scientists reviewed 7,000 studies on microplastics. Their alarming conclusion puts humanity on notice. *The Conversation* (20 September 2024).

United Nations Human Rights Council, Resolution on plastic pollution and human rights (A/HRC/56/L.23, adopted 3 April 2025). Reported in: ICLG News – UN links ocean pollution to human rights in landmark resolution (4 April 2025).

Xu, J.-L., Wright, S., Rauert, C., & Thomas, K. V., Are microplastics bad for your health? More rigorous science is needed. *Nature Comment* 639, 300–302 (10 March 2025).





The Microplastics Watch Initiative is a targeted, time-bound effort to mobilise the global wellness industry around one of the most urgent human health challenges of our time. Microplastics now permeate every aspect of daily life – from the food we consume to the air we breathe – yet their impact on human wellbeing remains largely ignored. This Initiative aims to change that. By raising awareness, sharing the latest wellness-relevant research, and providing a practical framework for action built around four key pillars – prevention, reduction, detoxification strategies and integration into wellness programming – the Initiative aims to empower individuals, businesses and other GWI Initiatives to recognise and respond to this emerging crisis. Ultimately, Microplastics Watch is about transforming concern into collective action, ensuring the wellness industry fulfils its role in protecting and promoting human health in a world increasingly contaminated by microplastics.

[HTTPS://GLOBALWELLNESSINSTITUTE.ORG
/INITIATIVES/MICROPLASTICS-WATCH-
INITIATIVE/](https://globalwellnessinstitute.org/initiatives/microplastics-watch-initiative/)



**GLOBAL WELLNESS
INSTITUTE™**
EMPOWERING WELLNESS WORLDWIDE

**333 S.E. 2nd Avenue, Suite 2045
Miami, FL 33131**

WWW.GLOBALWELLNESSINSTITUTE.ORG